



Art and Design

Nature Sculptures

Land Art



Aim



- I can make my own land art.
- I can talk about the artist Andy Goldsworthy.

Success Criteria

- I can choose natural materials for my land art sculpture.
- I can choose how I want to arrange my sculpture.
- I can arrange my materials carefully to make land art.
- I can tell you an interesting fact about Andy Goldsworthy.
- I can tell you something about Andy Goldsworthy's nature sculptures.

Sculpture

We have been learning about **sculpture**.



Photos courtesy of Philip Pikart, Rob Young (@Wikimedia.org) and Gennie Catastrophe, archer10 (Dennis) (@flickr.com) - granted under creative commons licence— attribution

Sculpture



Sculptures are works of art.

Sculptures are 3-D models.

They are not flat like paintings and drawings.



Photo courtesy of archer10 (Dennis) (@flickr.com) - granted under creative commons licence - attribution

Materials



Most sculptures are made of metal, clay or stone.



Andy Goldsworthy

Andy Goldsworthy is an artist who makes sculptures from natural materials like rock, sticks and leaves.



Andy Goldsworthy

This sculpture is made out of a rock called slate.



Roof,
2004 - 2005

Photo courtesy of Thom Watson (@flickr.com)-granted under creative commons licence- attribution

Andy Goldsworthy

This sculpture is made out of whale bones.



Stacked Whalebones,
2001

Andy Goldsworthy

This sculpture is made out of wood.



Spire,
2008

Photo courtesy of Moonlightbulb(@flickr.com)-granted under creative commons licence- attribution

Land Art



Some of Andy Goldsworthy's sculptures are in museums and galleries.

This is Andy Goldsworthy with one of his sculptures.

Land Art



Sometimes, Andy Goldsworthy makes sculptures outside. Often these won't last forever. The weather will wash them away. The natural material they are made from will become part of the landscape.

This is called
Land Art.

Photo courtesy of Moonlightbulb(@flickr.com)-granted under creative commons licence- attribution

Land Art

Land art that only lasts a short time is called **ephemeral art**.



Photo courtesy of Moonlightbulb(@flickr.com)-granted under creative commons licence- attribution

‘Ephemeral’
means lasting
for a very
short time.

Land Art



What is this
land art
sculpture
made from?




Land Art



What is this
land art
sculpture
made from?



Land Art



What is this
land art
sculpture
made from?

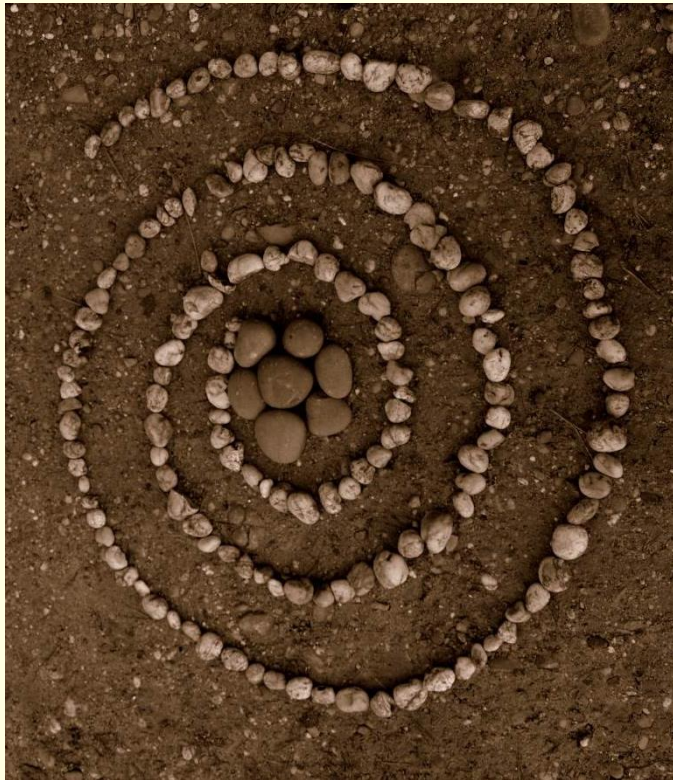


Land Art



We are going to use our natural materials to make land art sculptures like Andy Goldsworthy.

Land Art



This land art
is made from
pebbles.



Land Art



This land art
is made from
leaves and
stones.



Land Art



This land art is made from leaves, twigs and pine cones.



Making Land Art



You will need...



Natural materials



Flour paste



Camera

1. Working in groups, you are going to use natural materials to make land art outside.
2. Arrange your materials to make a pattern or picture that you like. Think about the colours you are using. Think about the shape.
3. When you are finished, take a photograph!
4. Your land art will last a little while and then it will wash away.

Share



In your pairs, take turns to tell another pair all about your land art.



What shape is it?

What colours did you use?

What materials was it made from?

How did you make it?

How could you improve it?

What do you like most about it?



