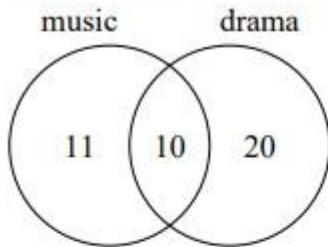


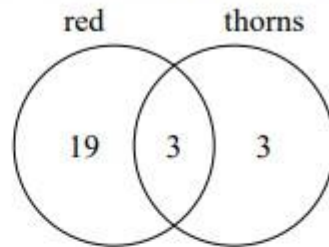
Venn Diagrams

- 1) The diagram below shows the classes students are taking.



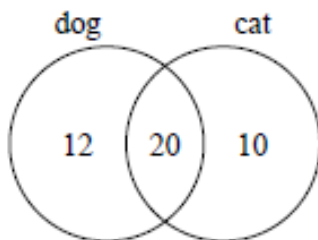
How many students are taking drama?

- 2) The diagram below shows the attributes of flowers in a flower shop.



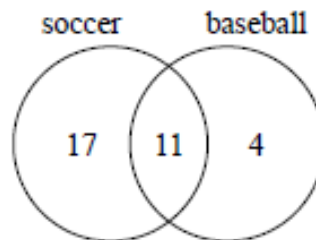
How many flowers only had thorns?

- 3) The diagram below shows the pets students in a class owned.



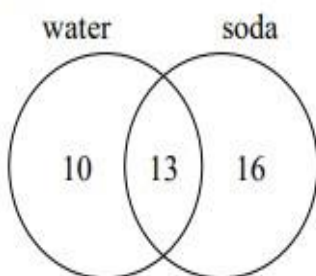
How many people had a dog?

- 4) The diagram below shows the sports people watched.



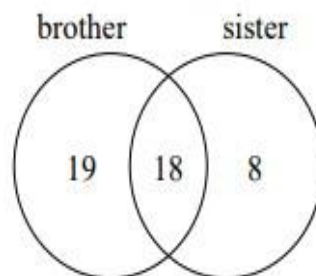
How many people watched baseball?

- 5) The diagram below shows the drinks people consumed at the football game.



How many people drank water?

- 6) The diagram below shows the gender of students siblings.



How many students had a sister?