


All about leaves


On your next family walk find 4 different leaves.

Draw a picture of each leaf and the tree it belongs to.

- What can you tell us about tree?
- Is it a flowering tree?
- Does it have smooth leaves?
- What is the bark of the tree trunk like?

You can use the tree app from last week.





Fun crafts with leaves

There are many fun activities you can do with leaves. Make sure you only use leaves that have fallen from a tree (and that are clean!)


1. Leaf rubbings- place your leaf under a piece of paper, using a crayon gently rub the paper.



2. Leaf prints- if you have paint at home and a paint brush, gently brush paint onto the back of the leaf (the light side with the veins sticking out), then press onto a paper. Repeat to make a pattern.



3. Make a leaf animal!



4. Make a tree- draw/paint/colour a tree trunk and branches onto a piece of paper, then stick the leaves you have found onto the branches to make a textured tree.

