


Treehouse Maths Activities

This week, we will be:

- Counting and colouring
- Counting ladybird spots
- Counting the Minibeasts
- Making frogs on logs
- Counting bees to 20 – a busy bee challenge!
- Getting dotty



Counting and colouring

This week I would like to look again at counting. Have a look at the following songs, and encourage your child to count along:

One tomato, two tomato

Counting songs medley

I'd like you to try this counting and colouring activity.



Ladybird spots

I have found a [fun counting spots game](#). You can set the numbers to work within and also whether it's a counting spots or dragging the correct number of spots onto the ladybird. You could also look at the other games on the link.

You could also look at the activities on [this page](#) to extend or consolidate today's learning.

If you are feeling creative, take a look at this resource which gives some ideas for [decorating biscuits and counting ladybird spots](#)



Counting – how many minibeasts are there?



_____ ladybirds



_____ worms



_____ spiders

Challenge alert!
Count the bees
– up to 20



_____ beetles



_____ bees



_____ fly




Five Little Speckled Frogs

Sing along to [Five Little Speckled Frogs](#)

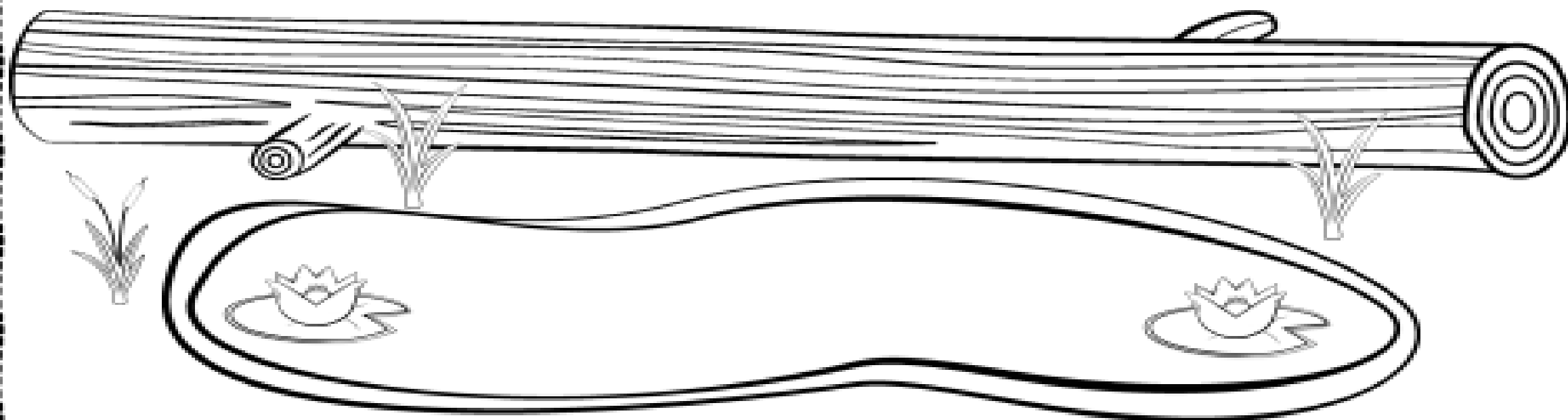
Use the [Maths frame](#) and the [frog printables](#) to visualise the quantities of speckled frogs as you sing the song together.



You may also like to watch the video on [this page](#) as it gives some additional ideas on how to use the maths frame and frog counters





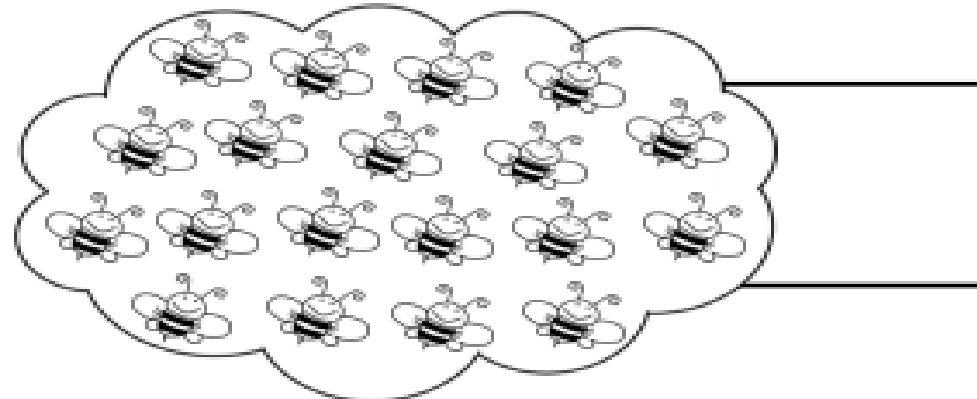
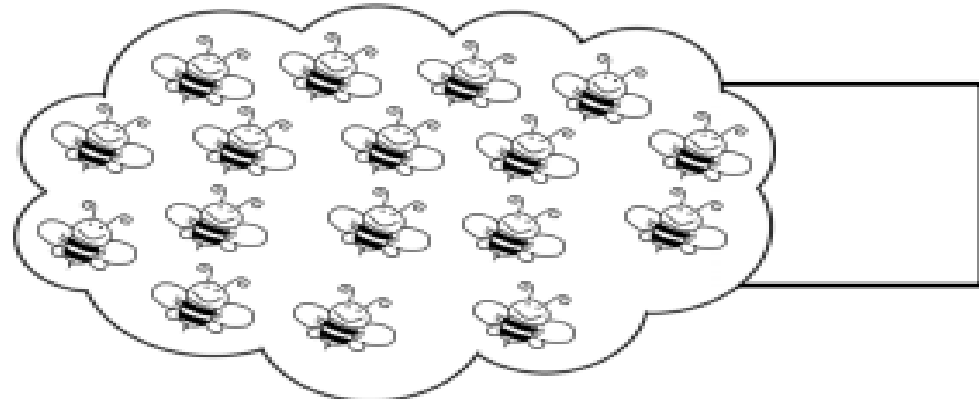
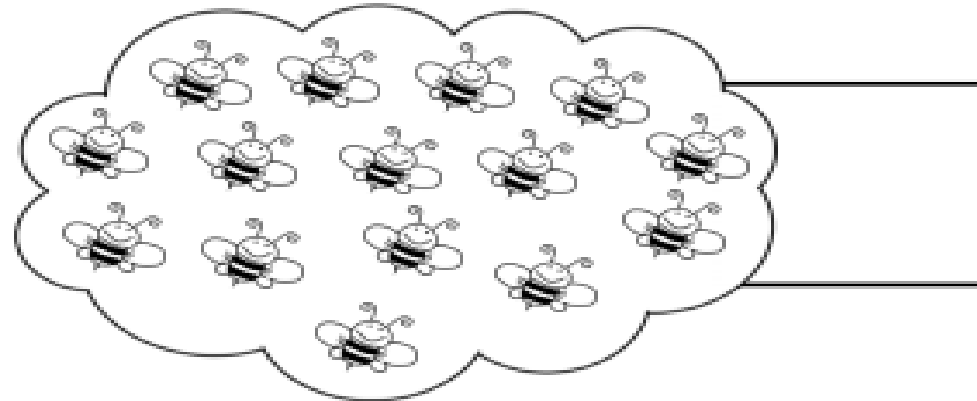
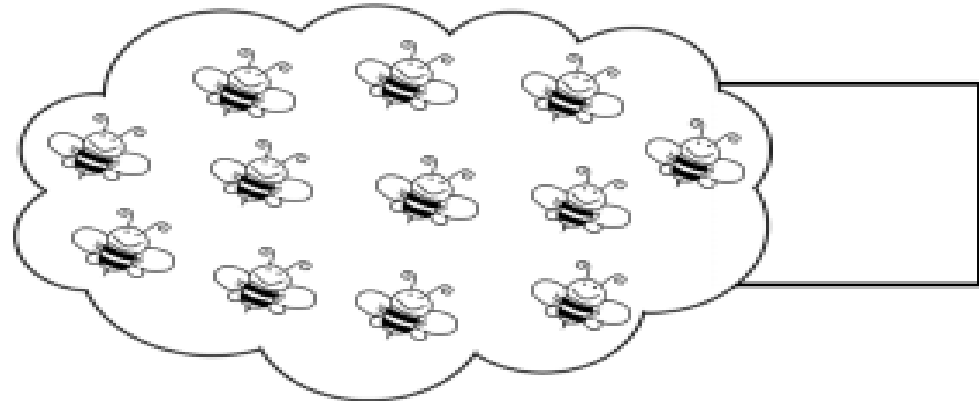
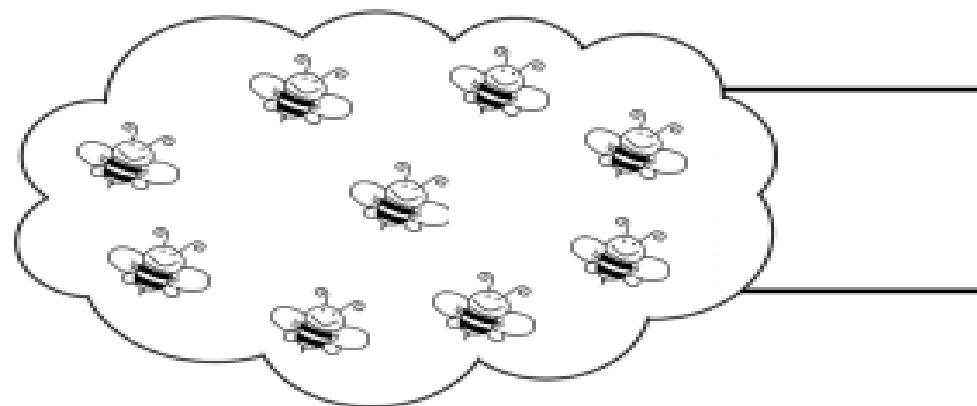
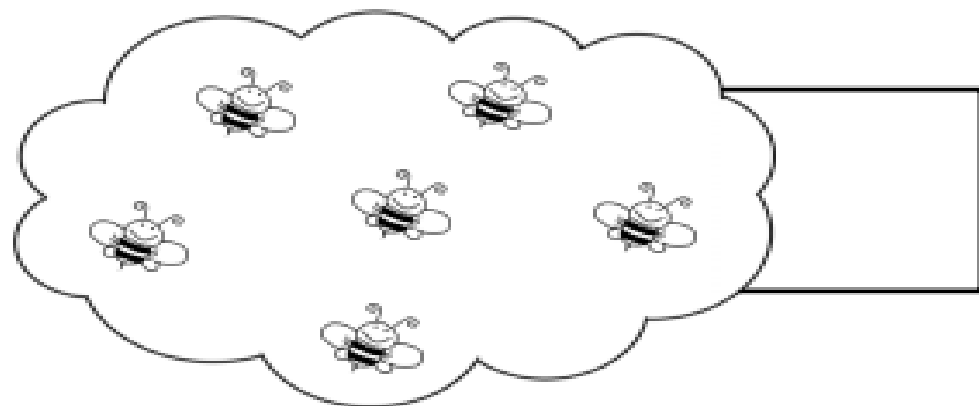
--	--	--	--	--






Busy Bee Counting to 20 Worksheet

How many bees can you see? Write your answer in the box.



Getting Dotty



Draw out sets of dots on squares of paper or post it notes. Make these look like the patterns on a dice from a game.

Lay these out on the floor in spaces.



Hide up to 6 small items like dried beans or smarties (of the same colour) under a cup or a plant pot if you have one.

You will then need something to swat with-a fly swatter or a plastic egg flipper or spoon!



Get your child to come near to the plant pot/cup and close their eyes. Grown ups hide 1-6 beans. Open your eyes. Lift off the plant pot. Children it's your job to swat the correct number of spots as quickly as you can! Repeat with different amounts under the pot.



This game is more about instantly recognising numbers rather than counting - this is called subitising.



Treehouse Maths Activities

I'd love to see photos of the work you have been doing this week!

Please email them to me at:

treehouse@chipstead.croydon.sch.uk

