

CVPS Home Learning


WC 04.05.20

Please write all answers in your distance/home learning journals and don't forget to email your work to your class teacher



Year 5 English

Click on the lesson you would like to complete today



[Lesson 1](#)

[Lesson 2](#)

[Lesson 3](#)

[Lesson 4](#)

[Lesson 5](#)

This week, we are learning all about character descriptions. Think about your favourite book. Who is the main character? What qualities do they possess? Are they good or bad? How does the author make you feel this way about them?

Back to main
menu


Bug Club Spelling and Grammar activities have been assigned that you will need to use in your writing at the end of the week!

Lesson 1

- In this comprehension lesson, we are going to learn how retrieve information using a character description.
- [Click here](#) and watch the video with and follow the instructions on the screen. Don't forget to check your work by going through the answers at the end of the video and complete the quiz.
- There are also [spelling activities](#) to work on throughout the week.
- Mrs Cherot's dog Boo would also like to join the lessons this week, sharing some of her favourite jokes!

On the video today, Mrs Blake mentions Twitter. Please talk to you parent and if they would like to tweet on your behalf, please tag @ChipsteadPri too!

Word of the day:
extraterrestrial



What does the ocean do when it sees its friends?
It waves!



Comprehension

Fact Retrieval



Unlike the hero or villain, the sidekick is a loyal companion. Robin provides this role for his partner, Batman. Batman needs Robin like a house needs its foundations: he keeps him grounded and supported. He wears a red, armoured tunic with green leggings and a yellow cape. One of Robin's most distinctive features is his jet-black mask (which hides his true identity). Some consider Robin to be an insignificant character; others believe he plays a key role in the comics. Robin has a variety of strengths and skills: genius-level intellect; combat skills; swordsmanship. Smart and resourceful, Robin makes every effort to co-operate with Batman on their quest for justice.





Daughter of Zeus, Wonder Woman is a super heroine who defends peace and equality. She is also a member of the Justice League. Her lasso is powerful, powerful because it forces her enemies to tell the truth. Wonder Woman, who has an outfit including indestructible bracelets, is one of the most recognised characters in comic history. Her outfit is also a symbol of her power. This warrior princess is courageous, which makes her stand out like a shining star in the sky. With her superior strength, speed and agility, she has all the qualities needed to succeed. She tries to avoid conflict, but (if pressed) she will engage in battle and lose herself in the moment. On some occasions, Wonder Woman can be opinionated and stubborn, although this can work in her favour.



Superhero- Character Descriptions

Using the text above, answer the following questions.

1. Name three things Robin wears?

2. According to the text, what is Robin and Batman's companionship compared to?

3. What was 'powerful' that belonged to Wonder Woman?

4. What could Wonder Woman force her enemies to do?

5. The text states, 'Wonder Woman stands out like a shining star in the sky' what makes Wonder Woman stand out?



6. Using information from the text, tick one box in each row to show whether each statement is true or false.

	True	False
Wonder Woman's outfit is a symbol of her power.		
Wonder Woman is a member of the Justice League.		
Wonder Woman enjoys conflict.		
Wonder Woman is not a popular superhero.		





After checking your answers to the fact retrieval questions, please complete the quiz. Don't forget to send your teacher your score!

Superman (also known as Clark Kent) is an extraterrestrial superhero, who was born on the doomed planet of Krypton. He appears to be a calm and quiet reporter. (Inside, however, he is an extraordinary being with remarkable, unique powers.) When called upon to save the day, Superman reveals his true self. His costume is red and blue: the bright, bold colours are iconic alongside his fiery, red cape. Superman's 'S' emblem is a sign of hope, good and righteousness. Superman - brave and courageous - uses his powers to help others. Similar to many other superheroes, Superman is a role model as he lives by traditional moral values. Although he appears invincible, his biggest weakness is kryptonite.

Spelling tasks are on the next page!

Write out your spellings this week, using the look, say, cover, write, check method.

Spellings

Spellings	Cover and write	Cover and write
adorable		
applicable		
considerable		
tolerable		
desirable		
believable		
excitable		
regrettable		



Spelling activity:
Using the spelling words, create a table similar to
the 'word of the day'

Word	Synonym	Antonym	Used in a sentence
adorable			
applicable			
considerable			
tolerable			
desirable			
believable			
excitable			
regrettable			

Copy and complete this table in your distance learning book and don't forget to send a copy to your teacher.

Back to main menu


Word of the day: woe
What type of word is this? Can you think of a synonym?

Lesson 2

- In this lesson, you will be meeting a new character and answering some comprehension questions [Click here](#) to watch the lesson video and complete the activities.



- You can add to a 'magpie' list (click on star for details)
- Resources can be found on the next few pages
- Bonus:



Knock, knock.
Who's there?
Boo.
Boo who?
Don't cry, it's
just a joke!

Create a
Magpie
list!



Click on the image to visit 'Spelling Training' website. Here, you can play games such as this typing roller coaster game! Don't forget to let your teacher know which games you like.



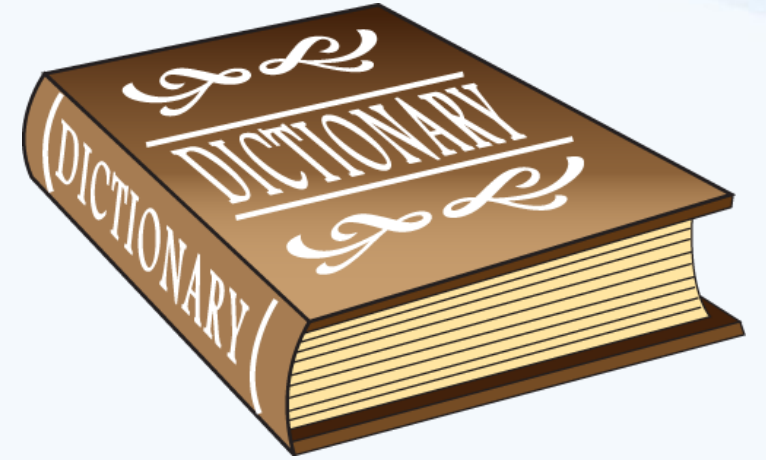
Ask yourself the following questions:

WORD MEANING

- Read the word aloud
- Read the word in the context of the sentence
- Can you work out the word class?
- Could you replace the word with a synonym?
- What is the root word?
- Check in a dictionary



Click for an online dictionary link:



Not sure what a root word is?
Click the image below for help!

word roots

The look and meaning of a root word changes when we add a prefix or suffix to it.



root

appear
wrap
polite
take
wrap

prefix

disappear
rewrap
unpolite
mistake
unwrap

suffix

reappear
unwrap
politely
taken
wrapable

The Legend of Podkin One-Ear

Crunch, crunch, crunch, crunch go the footsteps of the trackmaker. He is hunched and weary, using a tall staff to help him through the snow. He might have been an old man, if it hadn't been many hundreds of moons since men trod these lands. Move closer and instead you will see he is a rabbit walking upright in the way men once did, his ears hidden beneath the hood of a heavy cloak, fierce eyes peering out at the wintry midnight world.

The thick fur on his face and arms is dyed with blue swirls and patterns, which marks him out as a bard. A travelling, storytelling rabbit. A wanderer



with nothing on his back but a set of travel-worn clothes and a head stuffed full of tales and yarns: old, new, broken and mended. Just about every story you ever heard, and many more yet to be told.

Don't worry about him being out in the cold on such a wintry night. His trade will see him welcomed in any warren. That is the tradition and the law throughout all of the Five Realms of Lanica, and woe betide anyone who doesn't keep it.

Crunch, crunch, crunch, crunch. His breath steams out behind him as he forces his way through the snow. Listen closer and you can hear him mumbling curses with each hardfought step. Closer still and you can hear the strings of wooden beads around his neck clicking and clacking. The bone trinkets and pouches around his belt knocking and niggling.



The Legend of Podkin One-Ear

Using the text on the previous 2 slides, answer the following questions.

1. Which word has the closest meaning to hunched?

weary

tired

curled

old

2. Write a synonym for trod.

3. Which word could the writer have used to replace wanderer on slide 1?



4. What does the word **betide** mean in this sentence?

That is the tradition and the law throughout all of the Five Realms of Lanica, and woe betide anyone who doesn't keep it

5. **Find** and **copy** a word which means the same as achieved with great effort.

6. Explain the meaning of the word trinkets at the bottom of slide 2.



Extension activity: Colour by word class!

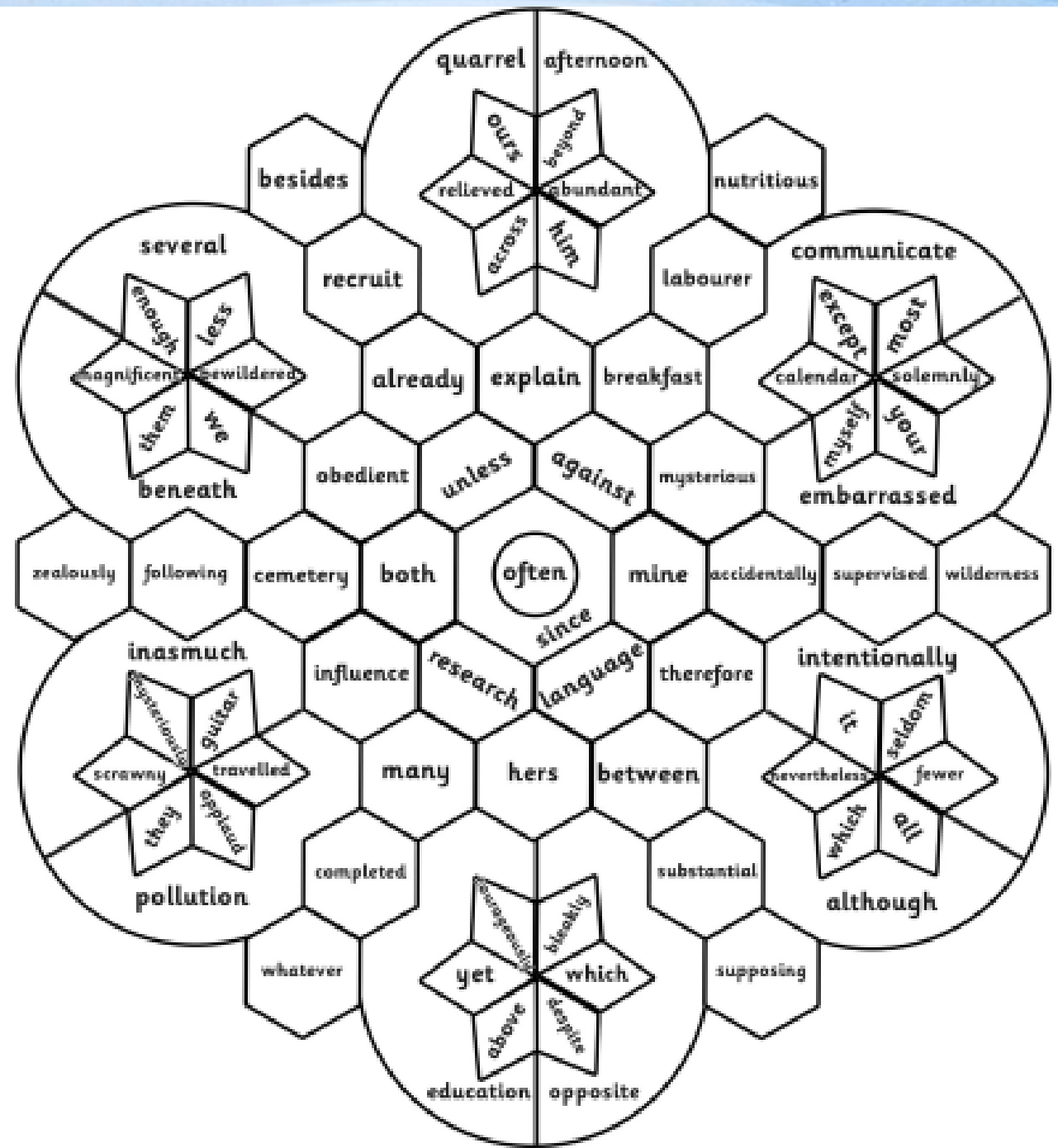
Verbs = yellow Nouns = blue

Adverbs = green Conjunctions = red

Adjectives = purple Determiners = pink


Prepositions = orange Pronouns = turquoise

*Click on the image for
a printable A4 version*



Imitation is the sincerest form of flattery

KAPOW!



Create a 'magpie' list from Superman and The Legend of Podkin One-Ear

We need to borrow and store words, phrases and ideas that other writers have used that we really like. We can then use them in our own writing.

In your distance learning book, copy down interesting phrases or words that you want to 'magpie' for your character description.

Back to main menu

Back to lesson

Lesson 3

- Before we begin today's online lesson, [click here for a starter activity](#)
- Today we will learn about the features of a character description. What makes a good character description? Have a think and when you are ready, [click here](#) to access the lesson video. When Mrs Blake reads her example character description, close your eyes. What are the best parts of this text?
- Add to the Magpie List you started yesterday.
- Don't forget to log in to Bug Club for some additional grammar activities. These will help you with your writing this week.

Remember to
practise your
spellings!

If a seagull
flies over the
sea, what flies
over the bay?
A bagel!



Starter: match the word to the synonym!
In your distance learning book, match the words e.g. hunched = curled

occur

walked

trod

traveller

ornament

trinket


betide

wanderer

Back to
lesson

Now write 4 sentences using one of the synonyms in each pair.
Example: The stranger's eyes were closed, his body hunched and hands clenched together.

Key features!



Key features of a character description.

Expanded noun phrase

Is a phrase made up of a noun and at least one adjective. If more than one adjective is used a comma should separate the adjectives.

Fronted Adverbials

A word, phrase or clause at the start of the sentence, to give more information about the action in the main clause.

Relative Clause

They give additional information about the noun and are introduced by a relative pronoun e.g. which, who, that, where, whose and when.

Emotive Language

Emotive language is the term used when certain word choices are made to evoke an emotional response.

Head over to Bug Club to complete the grammar activities assigned this week (expanded noun phrases)

Independent activity worksheet

As I stumbled from beneath the vintage pages I was met with large, ruby-red sinister eyes, which were concealed deep in the creature's scaly skull. Upon its crown, several enormous pitch-black horns pierced through the furious brow of the treacherous creature. A row of small tendrils ran down each side of its jaw line. Protruding fiercely, was the long nose with two wide, curved nostrils and small crystal growths encrusted. Beneath the scabrous skin, several large razor-sharp bloodstained teeth revealed themselves from each side of its mouth. I felt a glimpse of the terror hiding inside.



Independent activity worksheet

Guiding my eyes was the muscular neck, which ran down from its head into a robust body. The creature's armour is metallic-blue, thick in scales and scars. A rugged ridge runs the length of the creature's body - from head to tail - whilst four slender limbs allow the creature to stand tall and proud.



Independent activity worksheet

Splendid colossal leathery wings hang upon the creatures back, nestled beside the perilous ridge. Demonic bone structures are clearly visible through the transparent layer of skin which coats the flying structures. Coiled behind the creature, its wide weapon-like tail, which ends in a sharp, arrowhead blade, rests silently. He occupies a jewel crafted bed (created from the treasures he has stolen). Uncertain vibrations can be felt in the ground surrounding the savage, untamed beast. It appears to be sleeping, but do wild creatures ever really sleep?



Lesson 4

- In this lesson, we are to going to focus on the use of relative clauses in a character description. [Click here](#) to access the lesson video. On the next page, there is space for you to add relative clauses to Mrs Barr's sentences.
- Then, you need to write some sentences to describe a character using relative clauses. Today, a list of sentences using relative clauses is fine, as you will be writing a full character description tomorrow. Please check your work and email your teacher.
- [Click here](#) to visit the BBC Bitesize webpage for an additional activity.

Why did the student eat their homework?
Because Mrs Cherot said it **haha** would be a piece of cake!



Task 1: Add relative clauses to these sentences

- The hunched stranger _____
trudged determinedly through the dark forest.
- Upon his head he wore a hood _____.
- Around his neck hung a talisman _____.

A talisman is an object, typically an inscribed ring or stone, that is thought to have magic powers and to bring good luck.



Bonus points if you include the word of the day!



Relative Clauses

Using the characters below or a character of your choice, write 3 sentences which include relative clauses. This will be used in the next lesson.



Stuck for ideas? Try these sentence starts

Upon its snowy frame were a pair of ivory wings ...

Guiding my eyes was the muscular neck ...

Beneath his furrowed brow ...

The creature's tail ...

Protruding fiercely ...

The creature's armour ...



Check and edit your work!

Let's mark together

Check you have:

- used a **relative pronoun** at the beginning of your relative clause.

Mrs Barr, **who** enjoys English, is teaching relative clauses today.

When we talk about people, we use who or whose.

Tom broke the game, **which** annoyed Ali.

When we talk about objects or things, we use which or that.



Woof!
When you have checked and edited your relative clause sentences, please email your class teacher!



Lesson 5

WAGOLL

What a Good One Looks Like

- Today, we will have a spelling test then go on to writing our own character description. [Click here](#) to access the lesson video. The spelling test comes first - don't forget to share your result with your teacher!
- This lesson will require you to stop and start the video as you plan, then write your character description. Set aside about an hour to do this lesson and take your time when writing. Try to include some of the words of the day from this week in your writing.
- Don't forget to proofread and edit your work!
- When you have finished, take a photo of your work and send it to your teacher. If you have typed up your work, send the document over - we can't wait to read your character descriptions!
- As an additional activity, draw a picture of your character.

Where do cows go on Friday nights?
They go to the moo-vies!
Get it?
Moo-vies!
Woof hehe!



Back to main menu

Opening the torn pages of the antique book, I stepped inside. Amongst the archaic pages, which were saturated with historical knowledge, sat a world. A world where the sun always shines; where dragons rule the kingdom; where life was much simpler: Draglemark was my landing place.

As I stumbled from beneath the vintage pages I was met with large, ruby-red sinister eyes, which were concealed deep in the creature's scaly skull. Upon its crown, several enormous pitch-black horns pierced through the furious brow of the treacherous creature. A row of small tendrils ran down each side of its jaw line. Protruding fiercely, was the long nose with two wide, curved nostrils and small crystal growths encrusted. Beneath the scabrous skin, several large razor-sharp bloodstained teeth revealed themselves from each side of its mouth. I felt a glimpse of the terror hiding inside.



Guiding my eyes was the muscular neck, which ran down from its head into a robust body. The creature's armour is **metallic-blue, thick in scales** and scars. A rugged ridge runs the length of the creature's body - from head to tail - whilst four slender limbs allow the creature to stand tall and proud.

Splendid colossal leathery wings hang upon the creatures back, nestled beside the perilous ridge. Demonic bone structures are clearly visible through the transparent layer of skin which coats the flying structures. **Coiled behind the creature**, its wide weapon-like tail, which ends in a sharp, arrowhead blade, rests silently. He occupies a jewel crafted bed (created from the treasures he has stolen). Uncertain vibrations can be felt in the ground **surrounding the savage, untamed beast**. It appears to be sleeping, but do wild creatures ever really sleep?



Planning your character description



Look on the next slide for examples of words you could use in your character description.

Vocabulary



monstrous	heinous	horrendous
fierce	immense	strange
enormous	leathery	grotesque
formidable	gigantic	adorable



Success Criteria

Try to include all of these features in your character descriptions!



Feature	Example
Capital letters and full stops	
Expanded noun phrase	Colossal leathery wings hang upon...
Relative clause	The unicorn, which is ...
Fronted adverbials	Coiled behind the creature...
Commas for clarity	Because it was so immense, the...
Emotive language	



Structure

Paragraph 1

Briefly introduce the setting where your character is from.

Paragraph 3

Description of your creature's body.

Paragraph 2

Description of your character's facial features.

Paragraph 4

Description of any additional features.



Paragraph 1

Briefly introduce the setting where your character is from.

Sentence openers

- *Slowly, I stepped through...*
- *Where was I? How did I get there? All I could see was...*
- *Looking around this magical kingdom...*
- *Enchanting and captivating – this place is...*
- *In every direction, I could...*

Paragraph 2

Description of your character's facial features.

Sentence openers

- *As I hesitantly crept towards the...*
- *Laying in front of me was a ...*
- *Upon its crown sat...*
- *Scattered all over its face was...*
- *Spouting wildly from its head...*

Paragraph 3

Description of your creature's body.

Sentence openers

- *Bulging with muscles, its enormous arms...*
- *Running down the creature's back...*
- *Evidence of previous battles scattered the creature's body:*
- *Like diamonds reflecting in the sun...*
- *Its legs/wings/scales were like...*

Paragraph 4

Description of any additional features.

Sentence openers

- Like a whip lashing in the wind, its...
- Huge colossal wings...
- Coiled behind...
- Under his arm/In her hand...
- In his possession is...

Have I checked and edited my work yet?





*Well done for all of your
hard work this week*

*Don't forget to send your work to your
class teacher – we love hearing from you!*

working from home

