

# Topic – Marvellous Me

**Week Beginning – 8<sup>th</sup> June**

## **Activity 1 : Self Portrait**

Give your child mixed mediums to create their own self portrait. Use the prompt sheet to help draw the portrait first.

Resources

Template

Paint


Pastels

Colour pencils

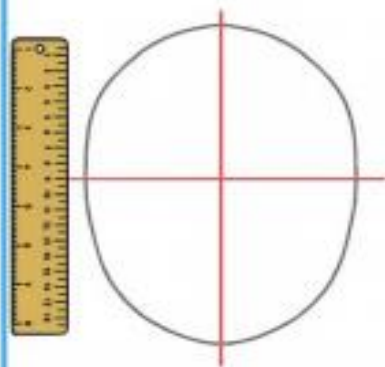
Coloured/tissue paper

# How to Draw a Self-Portrait

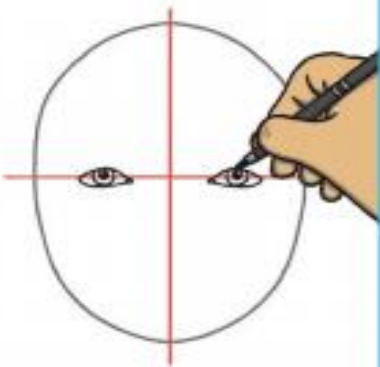
Step 1



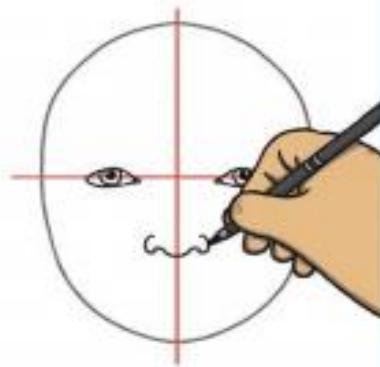
Step 2



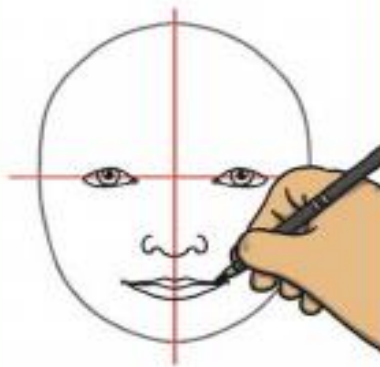
Step 3



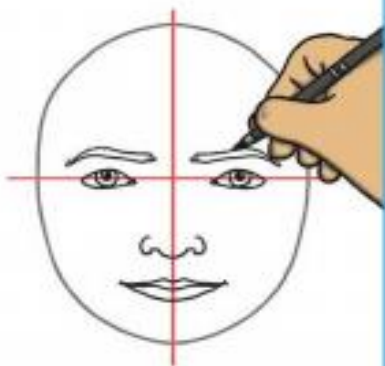
Step 4



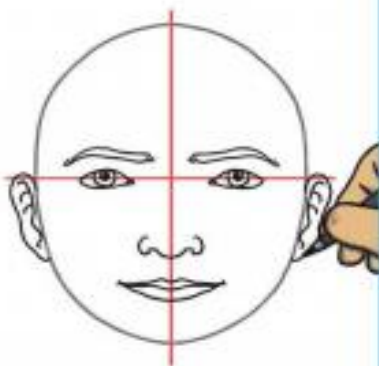
Step 5



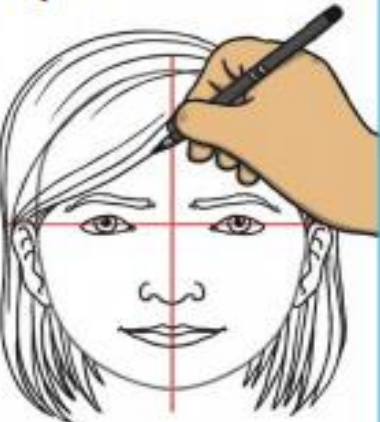
Step 6



Step 7



Step 8



Step 9



Step 10



# Activity 2 – Super Me

Complete the template  
about yourself.

# Super Me!

My name is: \_\_\_\_\_

I am \_\_\_\_\_ years old!



My birthday is: \_\_\_\_\_

My favourite food is: \_\_\_\_\_

My favourite animal is: \_\_\_\_\_

My favourite thing to do is: \_\_\_\_\_

My Superhero emblem:



My favourite colour:



# Super Me!

My name is: \_\_\_\_\_

I am \_\_\_\_\_ years old!



My birthday is: \_\_\_\_\_

My favourite food is: \_\_\_\_\_

My favourite animal is: \_\_\_\_\_

My favourite thing to do is: \_\_\_\_\_

My Superhero emblem:



My favourite colour:



# Activity 3 – My Passport

Create your very own  
passport.

**UNITED KINGDOM OF  
GREAT BRITAIN  
AND NORTHERN IRELAND**



**PASSPORT**



visit [twinkl.com](https://www.twinkl.com)





# PASSPORT



Name:

Signature:

Passport Number: 12345

Description:

Gender:


Age:




Home Country:



Activity 4 – Using the template and accessories provided design your very own emoji face.

# Make an Emoji Face

Cut out the pieces and stick them on to the face to make an emoji face! How do you think your emoji is feeling?







Activity 5 – Labelling  
different parts of the  
body.

## Parts of the Body Labelling Activity

Carefully cut out the labels and stick them in the correct places on the diagram of the body.

mouth

hair

foot

head

eyes

ears

teeth

leg

elbow

shoulders

thumb

knee


nose

toes

fingers

hand

# Parts of the Body Labelling Activity





# Parts of the Body Labelling Activity

