



We are going to
find out about
Space!

Space

Week Beginning 8th June 2020
Reception English




You are
going to be a
superstar
writer by
following
these lessons!

Designing a Planet-Lesson 1

This week, we are going on an adventure to Outer Space. We begin the week by learning about the Solar System that we live in. Afterwards, we design our own planet for our own aliens to live on.

What will
your planet
look?



Press below
the arrow to
start the
video...



<https://www.thenational.academy/reception/english/space-reception-wk6-1>

To Identify Some Features of Space

abc Phonics

Space

Quiz

Planets

Images from Inprint

00:51 |

Activity-Design a Planet

Design a Planet



How big
will your
planet be?



What will
your planet
look like?

Lesson End



Don't forget
to email
your
teacher...

- Well done!
Give yourself
a pat on the
back!!
Great work!



Lesson 2


Drawing your Favourite Part of the Story.



Drawing your Favourite Part of the Story-Lesson 2

- In today's lesson, we listen to a story about aliens. We think about our favourite part of the story and justify our opinions by answering 'why' questions. We also think about the moral of the story and consider why it is important not to judge people based on their appearance.

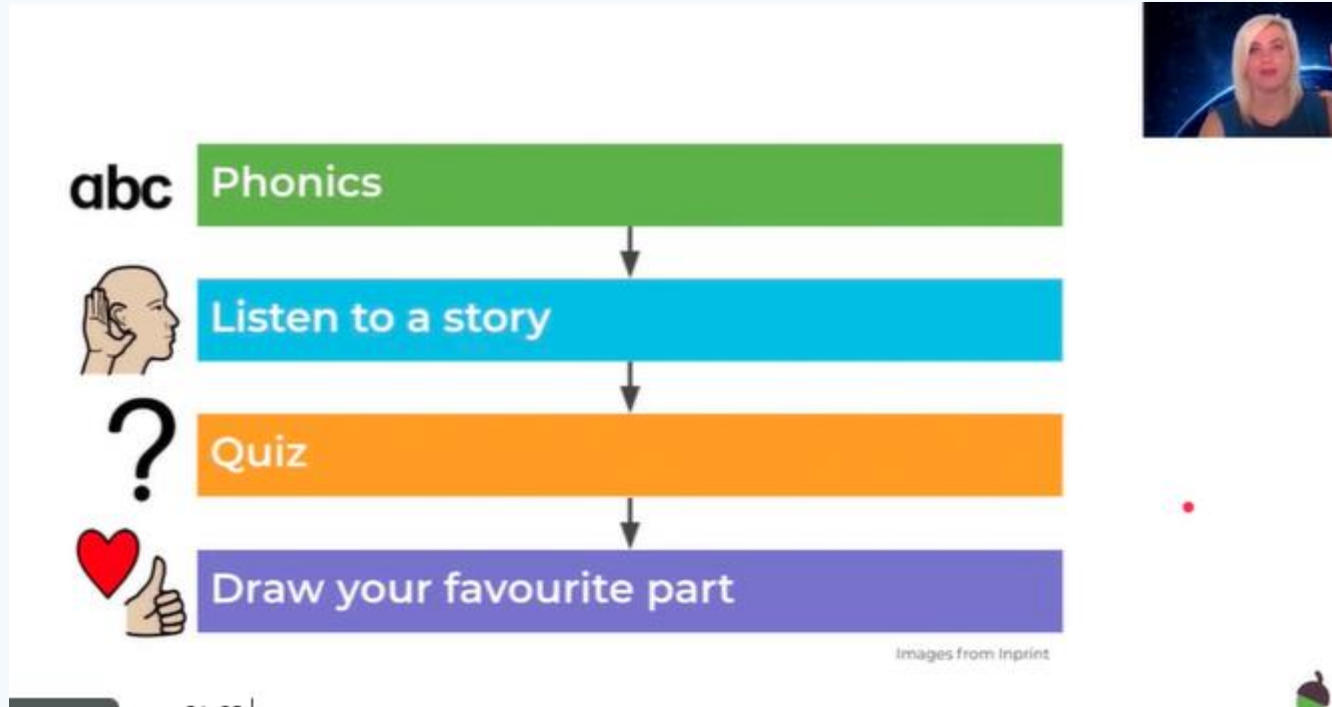
How exciting!
We cannot
wait to hear
your answers!



<https://www.thenational.academy/reception/english/space-to-listen-to-a-story-reception-wk6-2#slide-2>

Press below
the arrow to
start the
video...

To Justify an Opinion on a Story Using the Word 'Because'



Activity-Drawing Your Favourite Part of the Story

Drawing Your Favourite Part of the Story



Lesson End



Don't forget
to email
your
teacher...

- Well done!
Give yourself
a pat on the
back!!
Great work!




Lesson 3

Making a Story Map



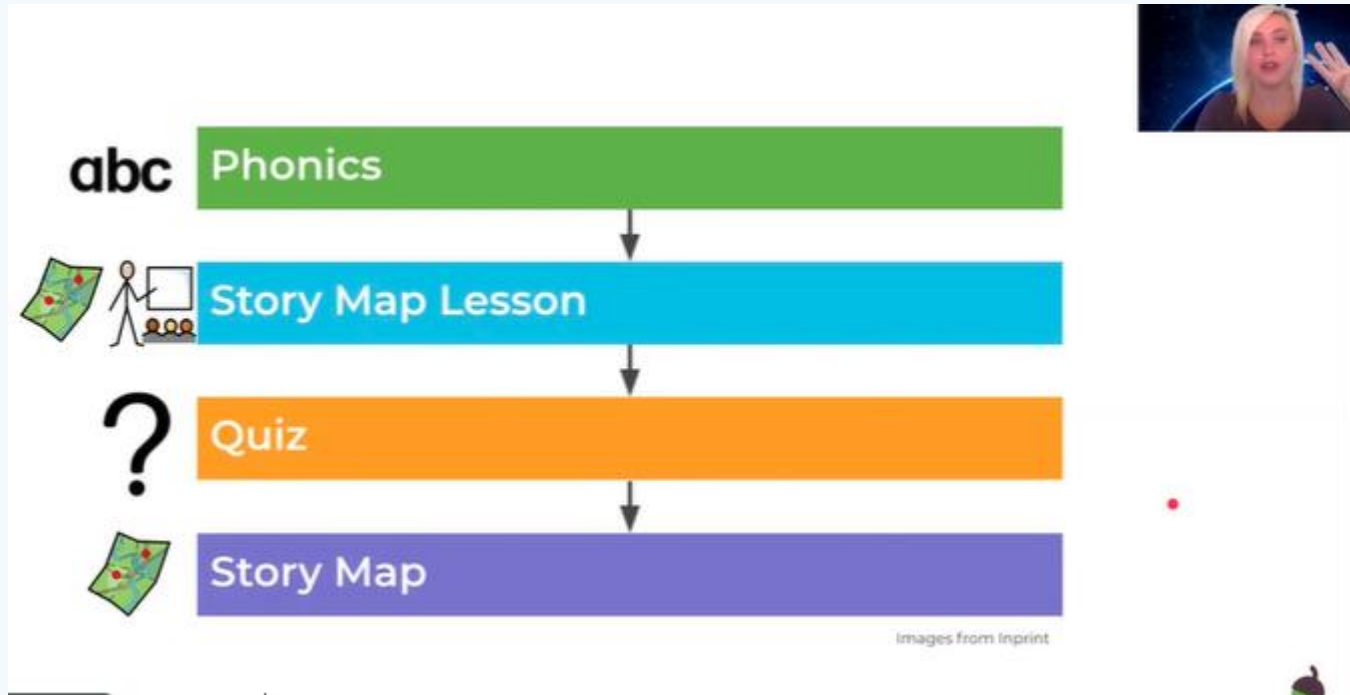
Creating a Story Map-Lesson 3

- In this lesson, we remember the story we heard yesterday and draw a story map to help us retell it. We think about the appearance of the character as we plan to write a character description later this week.



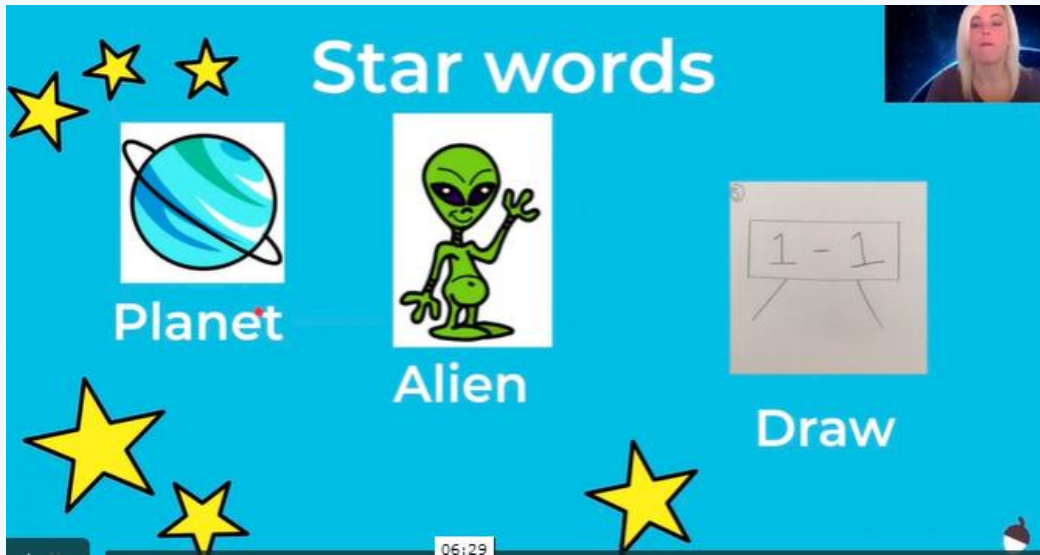
<https://www.thenational.academy/reception/english/space-to-commit-a-story-to-memory-reception-wk6-3>

To Commit a Story to Memory



Star Words

- Remember to use these key words in your work!



A presentation slide with a blue background and yellow stars. The title "Star words" is at the top. Below it are three items: a planet with the word "Planet", a green alien with the word "Alien", and a whiteboard with the equation "1 - 1" and the word "Draw". A small video feed of a woman is in the top right corner. A timer "06:29" is at the bottom left.

Star words

Planet

Alien

Draw

06:29



Activity - Creating a Story Map

1)	2)	3)
4)	5)	6)

Lesson End



Don't forget
to email
your
teacher...

- Well done!
Give yourself
a pat on the
back!!
Great work!



Lesson 4


Designing and Labelling an Alien



Lesson 4-Designing an Alien

- In this lesson, we design our own alien to live on our planet. We think carefully about its appearance and label the different parts of our alien. Give your alien a name and bring it along to tomorrow's lesson, where we write a character description!

Wow! You are going to be designing an alien!

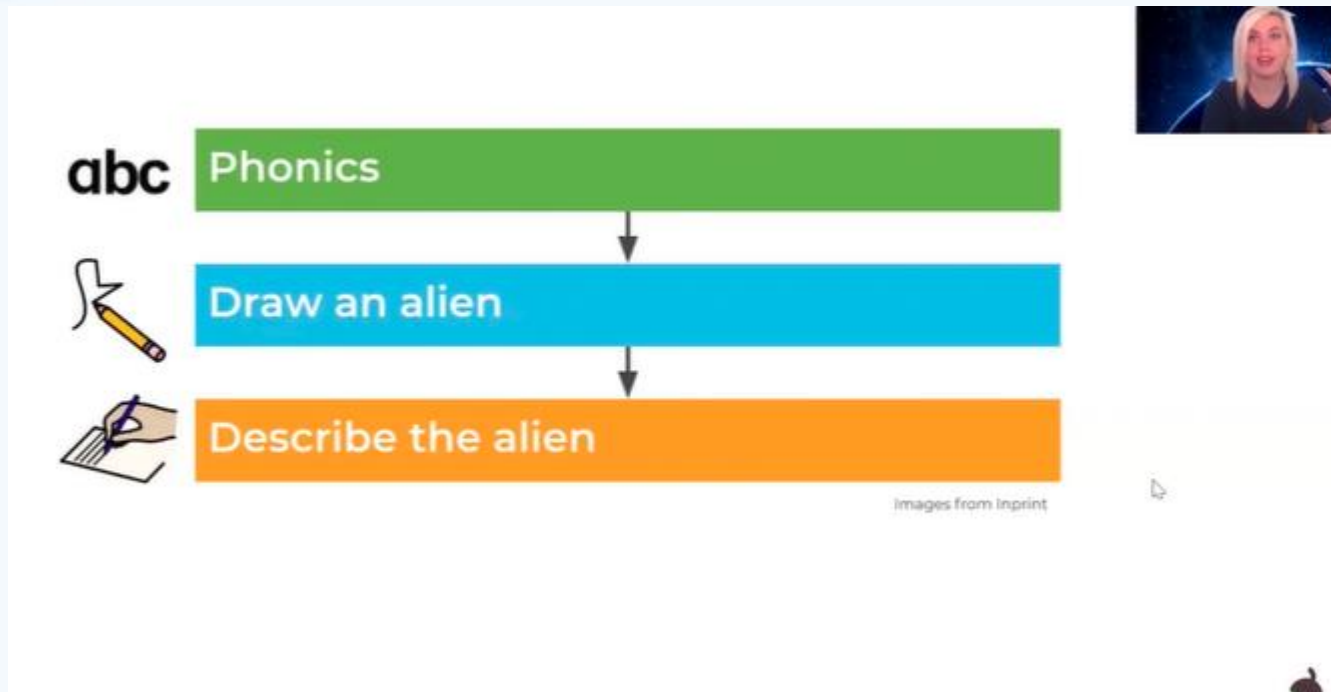


Press below the arrow to start the video....





<https://www.thenational.academy/reception/english/space-to-describe-a-characters-appearance-reception-wk6-4>

To Design and Describe an Alien



abc Phonics

 Draw an alien

 Describe the alien

Images from Inprint

Video inset: A woman with blonde hair speaking.



Activity-Designing and Describing An Alien



Designing and Describing an Alien

A large empty rectangular box with a black border and small circles at the corners, intended for drawing or writing. The box is titled "Designing and Describing an Alien" at the top.

What will they look like?

What will you call them?

Lesson End



Don't forget
to email
your
teacher...

- Well done!
Give yourself
a pat on the
back!!
Great work!



Lesson 5


Writing a Character Description



Lesson 5-Character Description

- In this lesson, we bring our aliens to life! We write sentences about their appearance, focusing on sounding out the words independently. After the lesson, you can create your own aliens at home using playdough, junk modelling or paint.

Wow! You are going to bring your aliens to life!

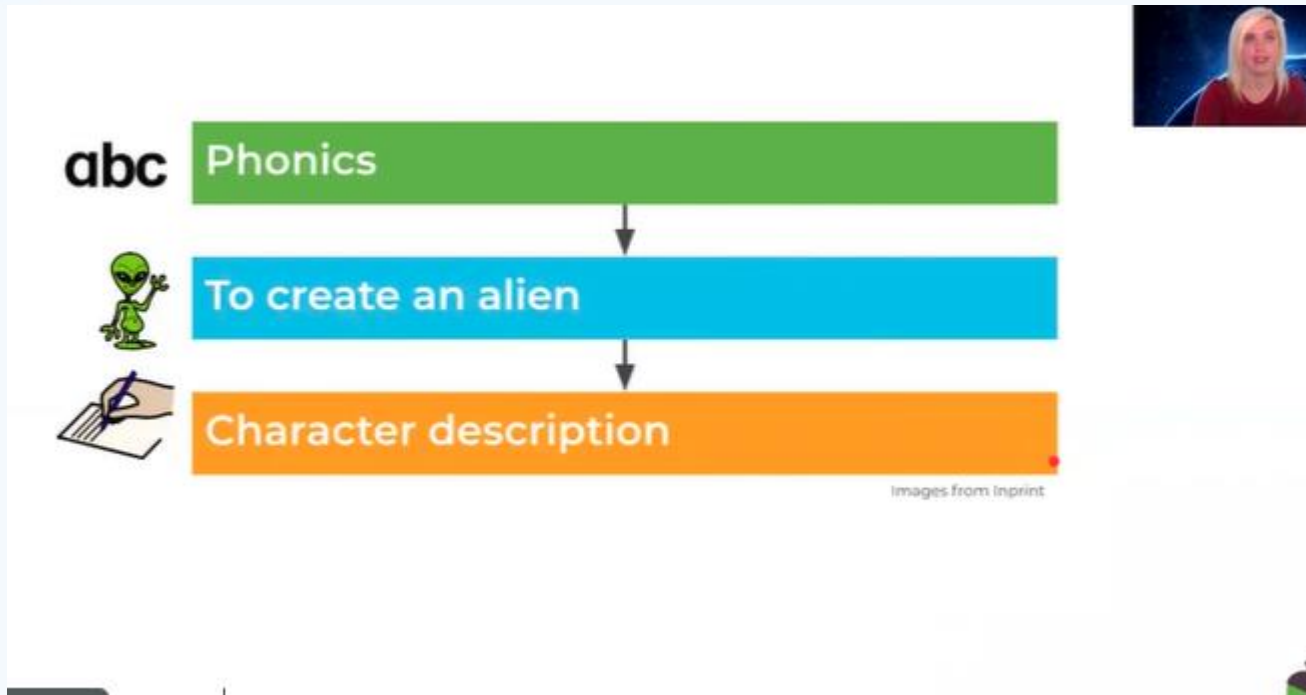


Press below the arrow to start the video....



<https://www.thenational.academy/reception/english/space-to-write-a-sentence-about-a-character-reception-wk6-5>

To Write a Sentence About a Character



Activity - Character Description

Describing an Alien

.....

.....

.....

.....

.....

.....

.....

.....

.....

.....

.....

Remember you need to use capital letters and full stops.

Have you remembered your finger spaces?

Lesson End

