


Treehouse Maths Activities – Week Twelve

This week, we will:

- Practise numbers
- Count how many
- Add numbers
- Recognise 2D shapes
- Match shapes
- Trace shapes
- Colour the shape train



5 Little Speckled Frogs

We are going to practise using our numbers 1-5 with this fun Speckled Frogs game.



5 Little Speckled Frogs - A one less action rhyme




Sing the '5 Little Speckled Frogs' song and press on a frog as you say 'One jumped into the pool...'.
1




Click on this link to recap the song and the words to the song!



How Many?

Can you count the items and have a go at writing the numbers?

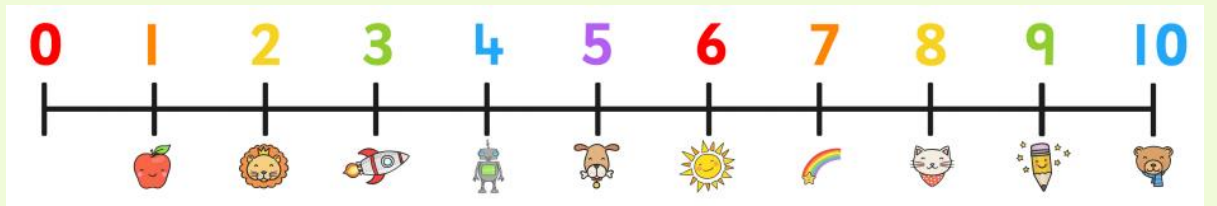
	
	
	



Adding challenge

Use the numberline to support you



$$\square + \square = \square$$

ADDITION



$$\square + \square = \square$$



$$\square + \square = \square$$



$$\square + \square = \square$$



$$\square + \square = \square$$



$$\square + \square = \square$$

Count the fruit and vegetables and then add them together.




Recognising 2D Shapes

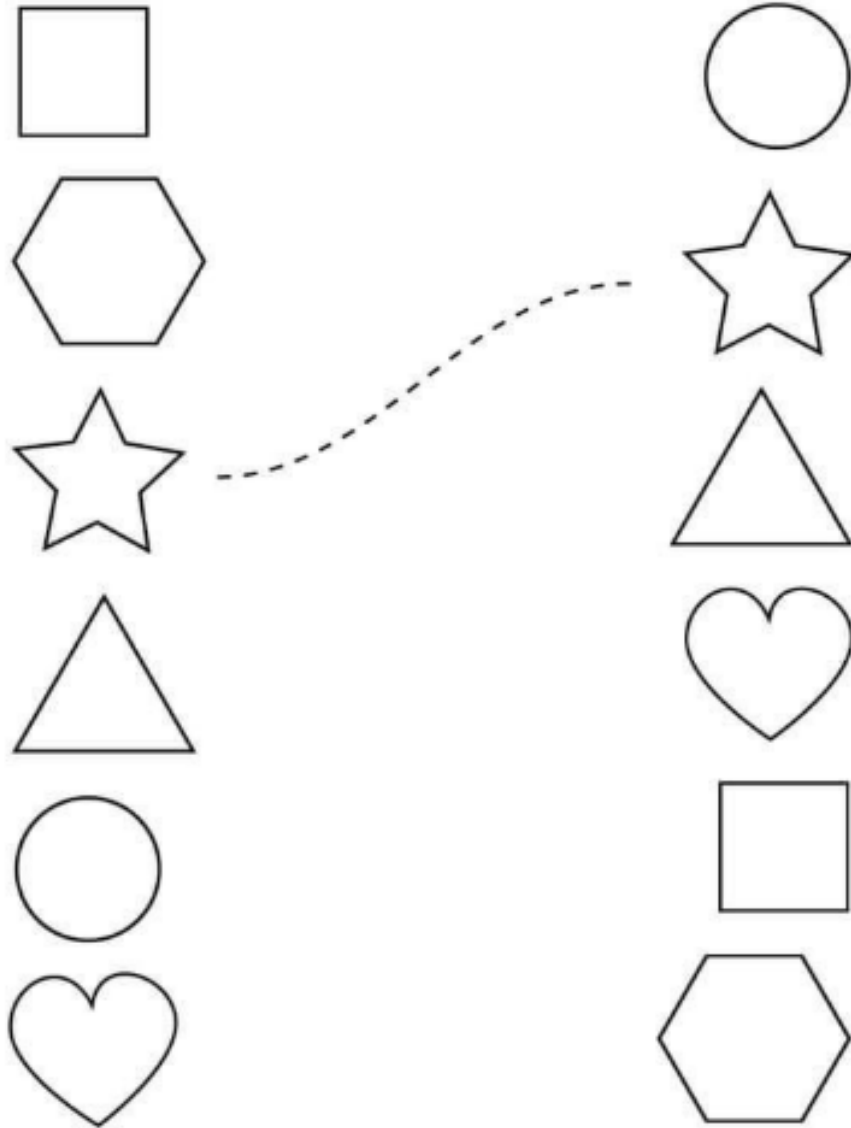
This week I would like to look at shapes. Have a look at this [shapes video](#) to support your shape recognition.

Once you have watched the video, play this [shape monster game](#) – feed the monster the correct shape!

You could also go on a shape hunt around the house or the garden. What shapes can you see?









Can you match the shapes?



Draw a line to match the shapes. What shapes can you see?



Trace the shapes



Practise your pencil control by drawing around these shapes. You could use your play doh to make the outline of each shape or trace them in sand / shaving foam.



Colour the shape train - choo choo!

Circles Black Rectangles Red Triangles Blue Squares Yellow

The image shows a large outline of a train engine. The engine is composed of several geometric shapes: a large rectangle for the main body, a smaller rectangle for the front window, two small squares for windows, a large circle for the front wheel, and a smaller circle for the back wheel. The smokestack is a triangle, and the chimney is a square. The wheels are represented by circles. The legend at the top identifies the shapes and their corresponding colors: Black for circles, Red for rectangles, Blue for triangles, and Yellow for squares.

Can you colour in the shapes on the train using the correct colours?



Treehouse Maths Activities

I'd love to see photos of the work you have been doing this week!

Please email them to me at:

treehouse@chipstead.croydon.sch.uk

