

Overview of the week:

Year 3 Timetable

Week Commencing 29th June 2020

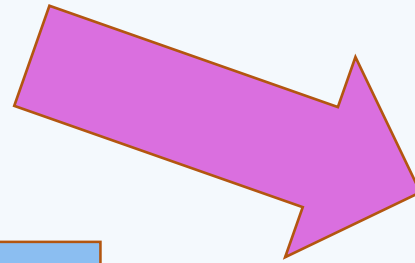
Please ONLY complete work on the days specified below

	Monday	Tuesday	Wednesday	Thursday	Friday
Group A English	<p>LIVE LESSON: In today's lesson we will focus on 'Clauses' Pages 8 and 9 of the CGP Book to be completed in lesson.</p> <p>Spellings Bug Club/Reading 30min</p>	<p>Complete Day 2's work. Complete the reading comprehension on <u>Chichen Itza</u> and then continue your research of this landmark.</p> <p>Spellings Bug Club/Reading 30min</p>	<p>Complete Day 3's work. CGP Pages 6 and 7 with a GPS focus on 'Sentences'. Then make a start on your Tourism Brochure for <u>Chichen Itza</u>.</p> <p>Spellings Bug Club/Reading 30min</p>	<p>Complete Day 4's work. CPG Pages 24 and 25 with a GPS focus on 'Headings and Subheadings.' Then finish your Tourism Brochure.</p> <p>Spellings Bug Club/Reading 30min</p>	<p>Catch up day for last week's work. <u>Don't</u> forget Bug Club!</p>
Group A Maths	<p>Maths Lesson 1: Recognise and describe 2D Shapes. Follow the links for White Rose website and complete activity questions.</p>	<p>Maths Lesson 2: Recognise and describe 3D Shapes. Follow the links for White Rose website and complete activity questions.</p>	<p>LIVE LESSON: *CGP Pages 32 and 33 to be completed within the lesson.</p>	<p>Times tables. Complete pages 6,7,8 and 9 in your CGP Times Table Book. Then following the link to the Daily 10 Challenge.</p>	<p>Catch up day for last week's work. Please remember to practice your 3, 4 and 8 times tables.</p>
Group B English	<p>Catch up day for last week's work. <u>Don't</u> forget Bug Club!</p>	<p>LIVE LESSON: In today's lesson we will focus on 'Clauses' Pages 8 and 9 of the CGP book to be completed in lesson.</p> <p>Spellings Bug Club/Reading 30min</p>	<p>Complete Day 2's work. Complete the reading comprehension on <u>Chichen Itza</u> and then continue your research of this landmark.</p> <p>Spellings Bug Club/Reading 30min</p>	<p>Complete Day 3's work. CGP Pages 6 and 7 with a GPS focus on 'Sentences'. Then make a start on your Tourism Brochure for <u>Chichen Itza</u>.</p> <p>Spellings Bug Club/Reading 30min</p>	<p>Complete Day 4's work. CPG Pages 24 and 25 with a GPS focus on 'Headings and Subheadings.' Then finish your Tourism Brochure.</p> <p>Spellings Bug Club/Reading 30min</p>
Group B Maths	<p>Catch up day for last week's work. Please remember to practice your 3, 4 and 8 times tables.</p>	<p>Maths Lesson 1: Recognise and describe 2D Shapes. Follow the links for White Rose website and complete activity questions.</p>	<p>Maths Lesson 2: Recognise and describe 3D Shapes. Follow the links for White Rose website and complete activity questions.</p>	<p>LIVE LESSON: *CGP Pages 32 and 33 to be completed within the lesson.</p>	<p>Times tables. Complete pages 6,7,8 and 9 in your CGP Times Table Book. Then following the link to the Daily 10 Challenge.</p>

CVPS Home Learning
WC 29.06.20

Year 3 English

Click on the lesson
you would like to
complete today



[Lesson 1](#)

[Lesson 2](#)

[Lesson 3](#)

[Lesson 4](#)

This week you will have 4 days of English Activities. You will have one Live Lesson with Mr Black and the other days you will be asked to complete other activities.

You should also be reading daily and trying to use Bug Club as well.

This week's spellings.

Year 3 Spellings: 'il', 'ir' and 'im' prefix meaning not or the opposite

Children to be tested on Friday 3rd July

Please learn the spellings and the definition. You can use the 2nd sheet to help you!


<u>Yellow</u>	<u>Blue</u>	<u>Purple</u>
shadow	legal	legal
sky	illegal	illegal
light	regular	regular
longer	irregular	irregular
legal	legible	legible
	possible	illegible
	impossible	illuminate
		relevant
		irrelevant
illegal	illegible	irresponsible
possible	relevant	irresistible
impossible	irrelevant	immaculate

Please note:

'Challenging Words' are in the grey boxes. These are trickier words or words that do not follow the same pattern. Children may need extra support with learning these!



Click the Bug to
take you to Bug
Club.



DAY

1

Day 1

Group A – Monday
Group B – Tuesday

Today is your LIVE
LESSON!
See you at 10am, 11am
or 1pm!





 Welcome to your live lesson!

Please make sure you mute the microphone when told to do so and have your pen/pencil, ruler, rubber and English CGP Book ready!



Day 1

- Today in our Live lesson we will be looking at 'Clauses'. Make sure you have your CGP book ready. We will be looking at pages 8 and 9.
- If you are unable to join us in our live lesson. Click the link below for a video clip to help you with your learning.

[Click here for video](#)

Day 1

Follow up activity!

Group A – Monday
Group B – Tuesday

- ❖ Don't forget to visit Bug Club today to complete the spelling and grammar activities and Bug Club or read for 30 minutes

DAY 2

Lesson 2



Home

Today is a reading focus.

To start off with, read the next slide and then answer questions linked to this text.

Once you have done this continue your research of Chichen Itza. Use the links below to help you with your research and create a mind map of facts.

Group A – Tuesday
Group B – Wednesday

[Video Link](#)

[Facts Link](#)

Mayan Civilization: Chichen Itza

Chichen Itza was built by the Mayans. The Mayan civilization was located in Mexico beginning in 1800 B.C. The Mayan civilization declined by 900 A.D.

The site of Chichen Itza includes a Temple to the Warriors.

This temple is a large stepped pyramid. It has rows of columns designed to look like warriors. Other columns were designed to look like serpents.

At the top of the front staircase is a chacmool. A chacmool is a statue of a reclining man.



La Iglesia is a rectangular building with a single room inside. It has very detailed carvings. One carving is a mark of the Mayan god Chac. Other carvings include an armadillo, a snail, a turtle, and a crab. According to Maya mythology, these animals hold up the sky.

There are various stone platforms at Chichen Itza. They were probably used as podiums for rituals, ceremonies, or dances. The Venus Platform was originally painted colorfully. It was painted in ochre, blue, red, green, and black. The skull of a decapitated man was found on the stairway! You can see carvings of the planet Venus and Kukulcan, the serpent bird man.

Another platform is the Platform of the Eagles and Jaguars. The carvings of eagles and jaguars are eating human hearts. They represent the warriors who captured the victims for sacrifice to the gods. The eagle knights were archers. The jaguar knights fought with wooden clubs.

Cenote Sagrado is a natural sinkhole. It is 197 feet across and surrounded by cliffs 89 feet above the water. Thousands of objects such as shell, jade, wood, obsidian, cloth, and gold have been found at the bottom. The Mayans used it for worship and sacrifices.

Chichen Itza is a popular tourist site. It is still an amazing sight to see today.

Questions

1. Where is Chichen Itza located?

- Canada
- South America
- Mexico
- Africa

2. To what civilization did Chichen Itza belong?

- Incan
- Mayan
- Aztec
- Iroquois

3. What did Chichen Itza include?

- a harbor
- a volcano
- a sinkhole
- a lake


4. Which of the following animals is depicted in the structures of Chichen Itza?

- cow
- horse
- jaguar
- elephant

5. Describe the Venus Platform in your own words.

6. Based on the structures, what occupation was highly honored in Mayan culture? How do you know?

Chichen Itza



DAY 3

Lesson 3



Home

Today's GPS focus is Sentences.

First complete Pages 6 and 7 in your English Activity Book.

Then, for today and tomorrow your main aim in English is to create a tourist leaflet to persuade tourists to visit Chichen Itza.

Visit Bug Club for additional grammar activities and books

Group A –
Wednesday
Group B – Thursday

LO: Write a persuasive travel brochure

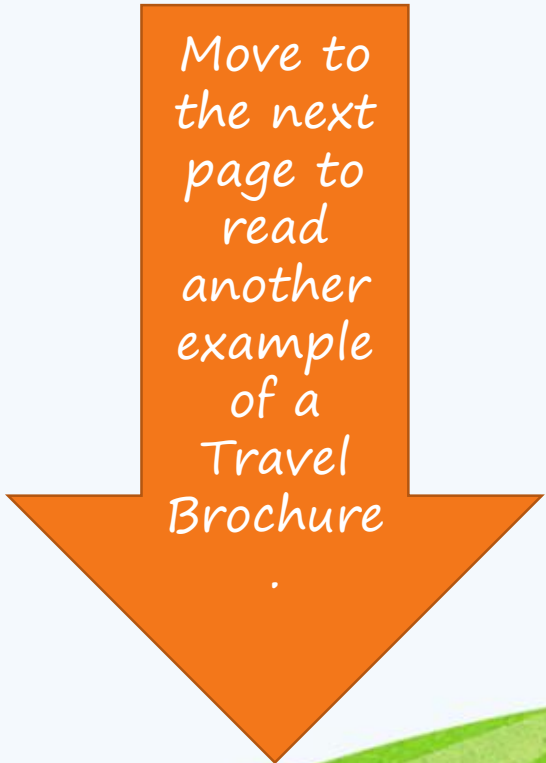
This is it folks! A chance to try out what we've looked at this week!

You are going to write a persuasive travel brochure to try and attract tourist to come and see the famous Chichen Itza.

Success criteria
I can include:

- Include sentences with main and subordinate clauses.
- Rhetorical questions.
- Emotive Language: Powerful words to stir emotion in the reader (magnificent, dreadful, tremendous)
- Imagery: Create a clear picture in the readers head.
- Statistics: Provide evidence to prove to the reader what you say is true. "100% of people who visit say they loved seeing this wonder of the world."

[Click here for an example of a Chichen Itza travel brochure](#)



Move to
the next
page to
read
another
example
of a
Travel
Brochure

Visit Austria, the land of mountains

The Alps is the highest mountains in Europe. It remains the best kept secret for nature lovers and families. With lots to keep you busy everyone can find a great choice of exciting activities while people who search for a more relaxing stay can discover the unspoilt environment, stunning scenery and the glorious sunshine!



Activities

Some resorts in Austria have up to 40 different activities for adults and children of all ages. There are plenty of rivers and lakes which provide an endless playground for those who love water.



Walking/Hiking

Do you want to experience the mountains from an amazing height? The ski lifts take you higher up than you can imagine. There are plenty of hiking trails with signposts to keep you on track. You can have a rest and take in the views with many opportunities to take photographs and impress your family and friends. You can also find lovely hidden cafes on the way to have a hot drink and a delicious lunch.

Rafting

There are lots of lakes in Austria among the mountains. Lake Lemman and Annecy are the favourite spots for water sports. Discover your sense for adventure and what it is like to be soaked to the skin with a white water rafting experience. You will start by being kitted out with all the equipment before a full safety training. Then an experienced guide will take you onto the water for a series of runs down the breathtaking twists, turns and drops of the rushing mountain rivers. It is a fantastic and unforgettable experience!



So what are you waiting for??

Today:

- Write a catchy Title to introduce your travel brochure.
- Write an introduction paragraph and give a general description of Chichen Itza. (Make sure you use powerful descriptive language!)

The image features a background of a grid of squares. The color palette transitions from a deep blue at the top to a vibrant red at the bottom, with various shades of purple and orange in between. The text '4 DAY' is centered in a white, bold, sans-serif font. The number '4' is significantly larger than the word 'DAY'.

4
DAY

Lesson 4

Home

Today our main GPS focus will be on Headings and Subheadings.

Firstly, please complete pages 24 and 25 in your English Activity Book.

Then complete your Travel Brochure of Chichen Itza.

Follow the instructions on the following slides to help you.

Group A – Thursday
Group B – Friday

Visit Bug Club for additional grammar activities and books.

Visit Austria, the land of mountains

The Alps is the highest mountains in Europe. It remains the best kept secret for nature lovers and families. With lots to keep you busy everyone can find a great choice of exciting activities while people who search for a more relaxing stay can discover the unspoilt environment, stunning scenery and the glorious sunshine!



Activities

Some resorts in Austria have up to 40 different activities for adults and children of all ages. There are plenty of rivers and lakes which provide an endless playground for those who love water.



Walking/Hiking

Do you want to experience the mountains from an amazing height? The sun will take you higher up than you can imagine. There are plenty of hiking trails with signposts to keep you on track. You can have a rest and take in the view. There are many opportunities to take photographs and enjoy your family and friends. You can also find lovely hidden cafes on the way to have a hot drink and a delicious lunch.

Rafting

There are lots of lakes in Austria among the mountains. Lake Lemman and Annecy are the favourite spots for water sports. Discover your sense for adventure and what it is like to be soaked to the skin with a white water rafting experience. You will start by being kitted out with all the equipment before a full safety training. Then an experienced guide will take you onto the water for a series of runs down the breathtaking twists, turns and drops of the rushing mountain rivers. It is a fantastic and unforgettable experience!



So what are you waiting for??

Today:

- Write two more paragraphs. These paragraphs may include:
How to travel to Chichen Itza.
The history of Chichen Itza.
Interesting facts.
Why should you visit Chichen Itza?
- Remember to include Subheadings for your paragraphs.

Success Criteria

Must

Adjectives: Describing words- huge, astounding, beautiful

Verbs: Action words- stroll, dance, love, wonder leap

Adverbs: Add extra detail to adjectives- superbly, wonderfully, especially

Should

Statistics: Facts involving numbers- 97% of travelers rated this destination as excellent

Similies: Compare things using 'as' and 'like'- As tall as a modern day sky scraper

Personal Pronouns: Words in places of peoples names- you, you're, your, our, we

Could

Rhetorical Questions: Questions that don't require an action. What are you waiting for?

Alliteration: The same sounds at the beginning of words. Magnificent monument of the Maya's

Imperatives: Commands- Don't delay, book today!