




ENGLISH

week beginning 6th July



PLEASE SEE THE TIMETABLE BELOW FOR YOUR GROUP:



	Monday	Tuesday	Wednesday	Thursday	Friday
Group A	Live session: English day 1 Maths day 1: Subtraction (independent) CGP book pages 10 and 11	Maths: day 2 (Independent) Money – activity on Power Point English: day 2 (independent) Punctuation and conjunctions	Live session: Maths: Day 3 – Money English: day 3 (independent) Plan a description of a story setting(Power Point)	English: day 4 (independent) Write a description of a story setting. (Power Point) Maths day 4 (independent) – Money	Catch-up day
Group B	Catch-up day	Live session: English day 1 Maths day 1: Subtraction (independent) CGP book pages 10 and 11	Maths: day 2 (Independent) Money – activity on Power Point English: day 2 (independent) Punctuation and	Live session: Maths: Day 3 – Money English: day 3 (independent) Plan a description of a story setting(Power Point)	English: day 4 (independent) Write a description of a story setting. (Power Point) Maths day 4 (independent) – Money

DAY 1 LIVE LESSON



Learning Objective:

- To understand how to write a description of a story setting.
- To use commas in sentences.

Let's remind
ourselves


Adjective

Adjectives
An adjective describes a noun.

Color blue red green black orange	Size big small gigantic short tall	Sound loud quiet nice faint pleasant	Shape egg/oval round boxy square triangular
Number few many twenty one sixty	Taste sweet sour bitter salty tangy	Weather cloudy windy rainy sunny mild	Texture smooth rough bumpy slimy furry

Example: The red strawberry tastes sweet.





Expanded noun phrase

Can you remember these?

Noun = lake
Noun phrase = the lake

But what is an expanded noun phrase?

the beautiful lake
article + adjective + noun

The background of the slide is a purple underwater scene. It features several small fish swimming in the upper left, some seaweed on the right, and a green, one-eyed monster with a small horn and sharp teeth on the right side. The overall theme is related to the example noun phrase 'the beautiful lake'.

Description of a setting

Can you find the expanded noun phrases in the text?

The Tropical Diver



I was floating in the middle of nowhere, all I saw was the flowing, calm, sapphire, salty sea and the platinum white clouds in the azure, bright sky. I could smell the sensation of the salty sea in the gentle breeze. When I was floating the pearl white froth surrounded me.

I dived into the water and I was speechless... it was an amazing sight. There were tropical multi-coloured fish and lots of sea plants. It was breath taking. I could see the lush green seaweed swaying gently from side to side throughout the coral reef. Behind me there was a giant rocky and mossy wall blocking my way. I swam some more until I found an underwater rainforest which gave way to green seaweed, dozens of different colours of fish and a mysterious aged turtle that swam peacefully.

I felt like I was in paradise.

Let's look at how we use commas in lists

<https://vimeo.com/252335988>



Can you find the commas? Why are commas used in this text?

The Tropical Diver



I was floating in the middle of nowhere, all I saw was the flowing, calm, sapphire, salty sea and the platinum white clouds in the azure, bright sky. I could smell the sensation of the salty sea in the gentle breeze. When I was floating the pearl white froth surrounded me.

I dived into the water and I was speechless... it was an amazing sight. There were tropical multi-coloured fish and lots of sea plants. It was breath taking. I could see the lush green seaweed swaying gently from side to side throughout the coral reef. Behind me there was a giant rocky and mossy wall blocking my way. I swam some more until I found an underwater rainforest which gave way to green seaweed, dozens of different colours of fish and a mysterious aged turtle that swam peacefully.

I felt like I was in paradise.

Activity:

Please complete pages 20 and 21 in your CGP book. Then write your own sentences with commas in your exercise books.



This week we are building up to writing a description of a setting at the end of the week. Your description is going to be the setting in the story *The Bog Baby* so you might want to listen to it again. This time really look at the pictures and listen to the person describing the setting.

<https://www.youtube.com/watch?v=nVuH4BdVQOQ>

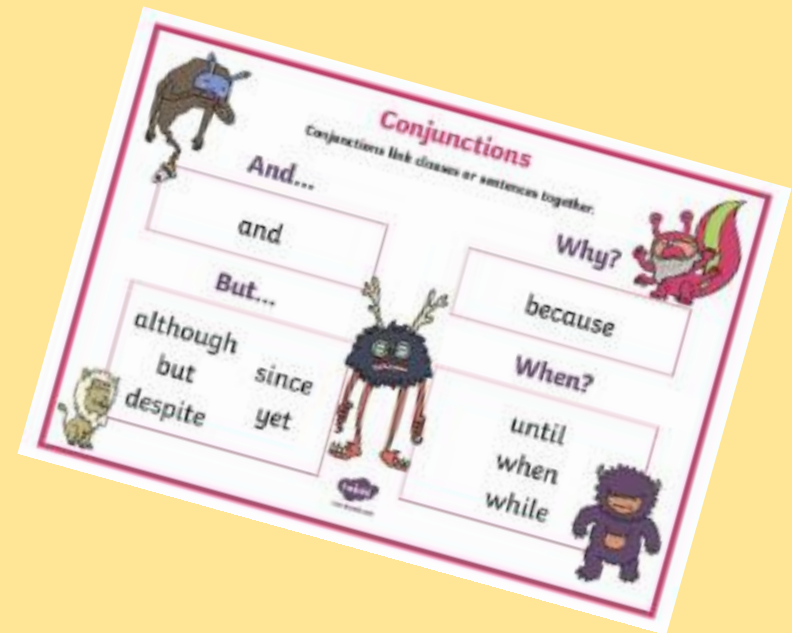





007-104

Learning Objective:

- To use correct punctuation in sentences.
- To use conjunctions when writing sentences.



Watch these two short video clips about exclamation marks and question marks and carry out the activities on the website.

<https://www.bbc.co.uk/bitesize/topics/z8x6cj6/articles/z3dcmmsg>

<https://www.bbc.co.uk/bitesize/topics/z8x6cj6/articles/zcm3qhv>





At the end of a sentence, which asks a question.



At the end of an exclamation such as showing surprise, shock or when shouting.



When we list some things in a sentence.



At the end of a sentence.

Can you add the correct punctuation to these sentences?



The boy went to the park with his friends .

Can I have one of those cookies ?

I like cats .

What a lovely hat you are wearing !

What time is it?



Watch the video clip to remind yourself about conjunctions.

<https://www.youtube.com/watch?v=3QDXPYccDrM>

Conjunctions	
Subordinating	Coordinating
when	and
because	or
if	but

Year 2

Knight Owl Teaching Resources

Conjunctions

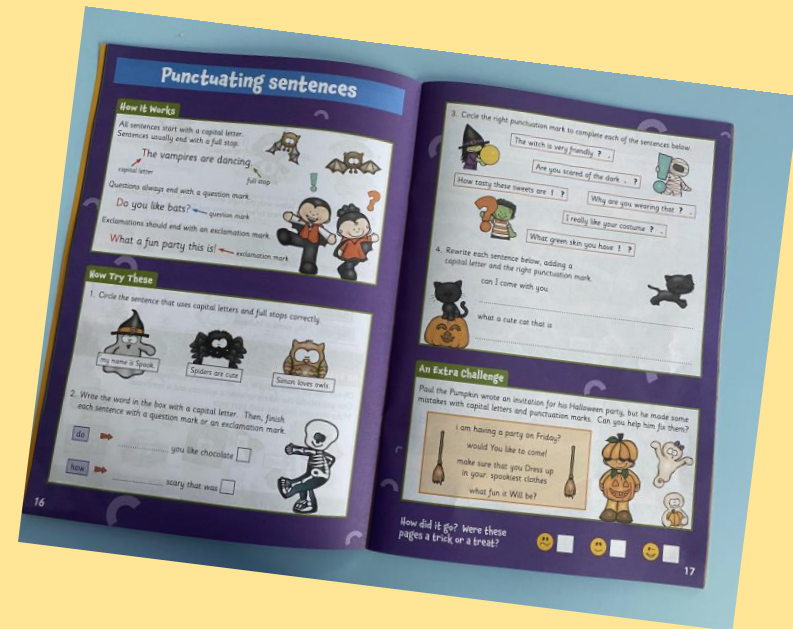
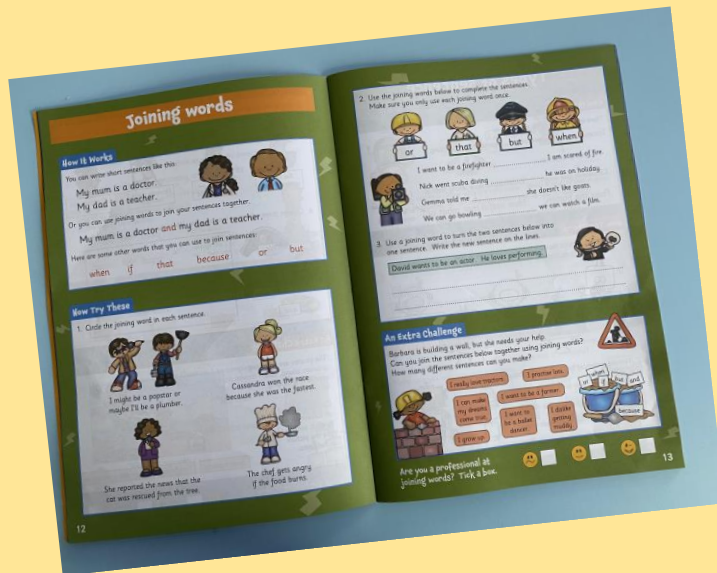
A conjunction joins parts of a sentence.

and, but, while, because, or, so

Examples:
I ate a sandwich **and** I drank some juice.
We can go to the park **or** we can go to the zoo.

Activity:

Now you need to complete pages 16 and 17 about punctuating sentences in your CGP book. Then complete pages 12 and 13 about joining words (conjunctions).





Learning Objective: To plan a description of a story setting.





Today you are going to plan a description of the setting in the Bog Baby. Listen to the story again and really concentrate on the pictures of the setting and how it is described in the story. Then make a mind map that can be used in the next lesson.

<https://www.youtube.com/watch?v=nVuH4BdVQOQ>



Setting of The Bog Baby



Draw a picture of the setting in your exercise book then write captions using expanded noun phrases and interesting adjectives to describe the setting.

Grass reaching up
to my knees

Gently, swaying
bluebells



Tall trees with gnarly
trunks


The sound of quietly,
rustling leaves

Muddy pond



DESCRIPTION OF THE SETTING IN THE STORY THE BOG BABY

Use the mind map you created yesterday and write a description of the setting in the Bog Baby in your exercise book. Remember to say your sentences before writing to check that the sentences make sense. Use correct punctuation (. , ! ?) and capital letters at the beginning of sentences and for names. Also use expanded noun phrases and interesting and adventurous adjectives. Maybe you can even use commas! Keep your handwriting neat and remember finger spaces between words.



Remember the example that we looked at, at the beginning of the week.

Expanded noun phrases

Great descriptions

Commas

The Tropical Diver




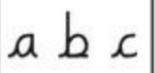





I was floating in the middle of nowhere, all I saw was the flowing, calm, sapphire, salty sea and the platinum white clouds in the azure, bright sky. I could smell the sensation of the salty sea in the gentle breeze. When I was floating the pearl white froth surrounded me.

I dived into the water and I was speechless... it was an amazing sight. There were tropical multi-coloured fish and lots of sea plants. It was breath taking. I could see the lush green seaweed swaying gently from side to side throughout the coral reef. Behind me there was a giant rocky and mossy wall blocking my way. I swam some more until I found an underwater rainforest which gave way to green seaweed, dozens of different colours of fish and a mysterious aged turtle that swam peacefully.

I felt like I was in paradise.

Writing reminders

	Have you used full stops correctly?
	Have you used capital letters at the start of your sentences?
	Does your sentence have finger spaces between each word?
	Are all your letters the right way round?
	Does it make sense ?
	Have you used interesting words ?
 and	Have you used connectives ?

Remember to keep up with your reading. You can use the books on Bug Club or you can use free e-books on the Oxford Owl website.

<https://home.oxfordowl.co.uk/books/free-ebooks/>

You can also practice the spellings we have done in the last few months. They are still on the school website. Can you put the words in sentences?

