



Beegu by Alexis Deacon

Letter writing

Click on the link below to go the lesson you wish to start!

[Lesson 1 - To become aware of how our actions affect others](#)

[Lesson 2 - To describe how actions affect others](#)

[Lesson 3 - To commit a story to a memory map](#)

[Lesson 4 - To describe features of a letter](#)

[Lesson 5 - To write a letter](#)

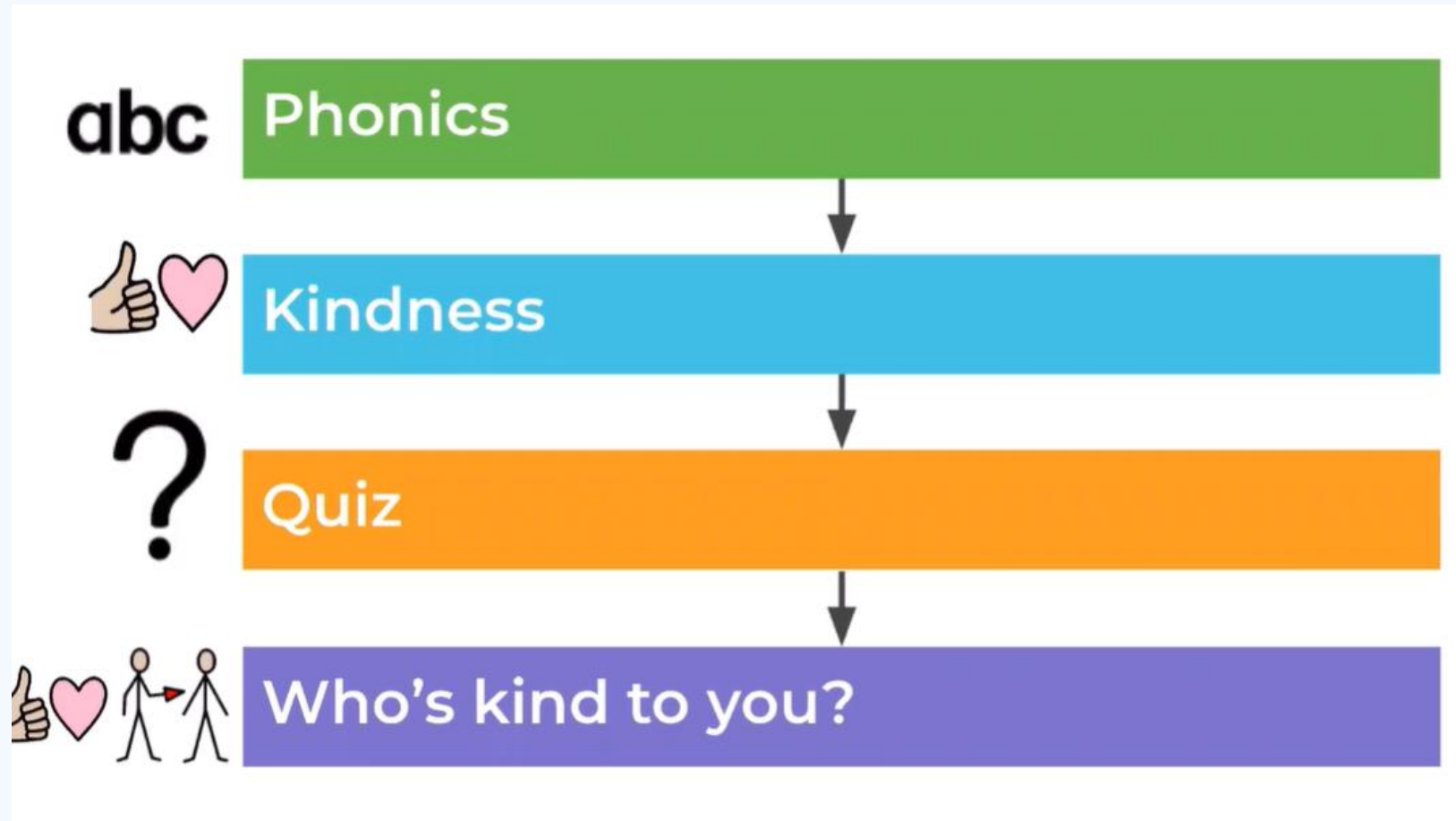
Lesson 1

To become aware of how our actions affect others

- In this lesson, we will explore the theme of kindness. We will think of times people have been kind to us and what effect this has had on us. We will consider ways we can be kind to others and make a plan



To become aware of how our actions affect others



To become aware of how our actions affect others

You will need...

Paper & pencil



Coloured Pencils



Teddy talk partner



To become aware of how our actions affect others

Click on the link below to start your lesson!



<https://classroom.thenational.academy/lessons/to-become-aware-of-how-our-actions-affect-others/activities/1>

Activity: Who is kind to you?




Who?



What?



Why?



Activity: Draw a picture of who is kind to you

___ is kind to me by___



who



what



why

Remember to label your picture with key words!



You have finished
Lesson 1 for this week!


Remember to email your teacher your
picture of your kind person.

[Click here to
return to the
menu page](#)

Lesson 2

To describe how actions affect others

We will listen to the story of Beegu, by Alexis Deacon. We will think about who has shown Beegu kindness and who could have shown more kindness.



To describe how actions affect others

abc

Phonics



Listen to a story



Quiz



Message for Beegu

To describe how actions affect others

You will need...

Paper & pencil



Listening ears



Teddy talk partner



To describe how actions affect others

Click on the link below
to start your lesson!



<https://classroom.thenational.academy/lessons/to-describe-how-actions-affect-others/activities/1>

Activity: Write a message to Beegu



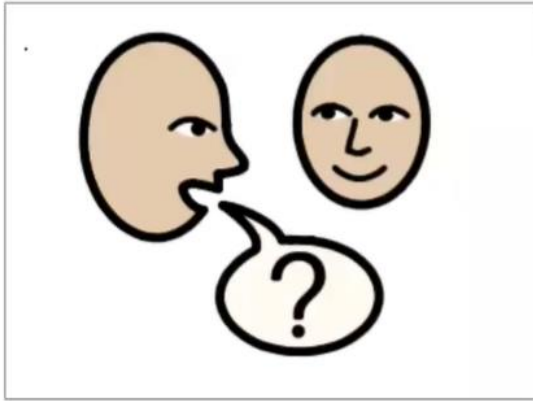


What would you say to Beegu?

Invite

Help

Friendly



Would you invite her to play?

Would you offer to help her?

Would you just be friendly?



You have finished
lesson 2


Remember to email your teacher your
message to Beegu.

[Click here to
return to the
menu page](#)

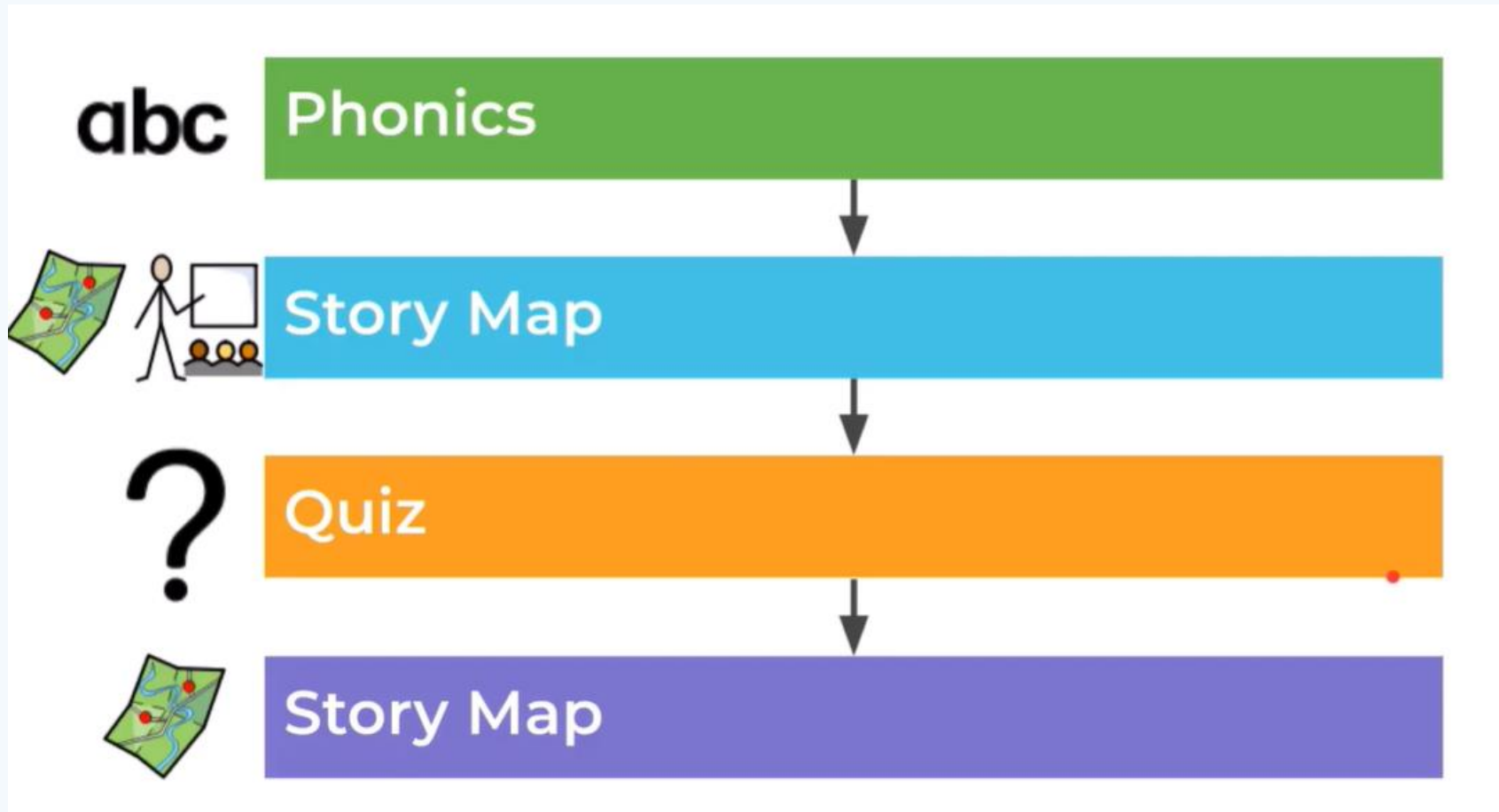
Lesson 3

To commit a story to a memory map)

Today, we will recall the story *Beegu*, by Alexis Deacon, and draw a story map to help us remember the plot. We will consider the different ways *Beegu* felt throughout the story and what caused these feelings.



To commit a story to a memory map




To commit a story to a memory map

You will need...

Paper & pencil



Coloured pencils



Teddy talk partner



To commit a story to a memory map

Click on the link below
to start your lesson!



<https://classroom.thenational.academy/lessons/to-commit-a-story-to-memory-using-a-map-dfd3a5/activities/1>

Activity: Draw your story map


Map



1. Draw



2. Write




Write one
word in each
box



Finished Map

You're finished map could look like this. Remember to draw your own pictures!



Challenge: You could write a sentence to describe your picture instead of just a word.



*You have completed
lesson 3!*

*Remember to email your teacher your
story map!*

[Click here to
return to the
menu page](#)

Lesson 4

To recognise features of a letter

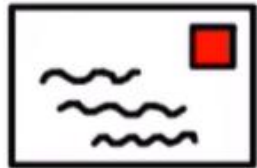
Today, we will receive a letter from Beegu, thanking the children for their kindness. We will plan our own letter, to thank someone who is kind to us.




To recognise features of a letter

abc

Phonics



Letter from Beegu




Plan a Letter

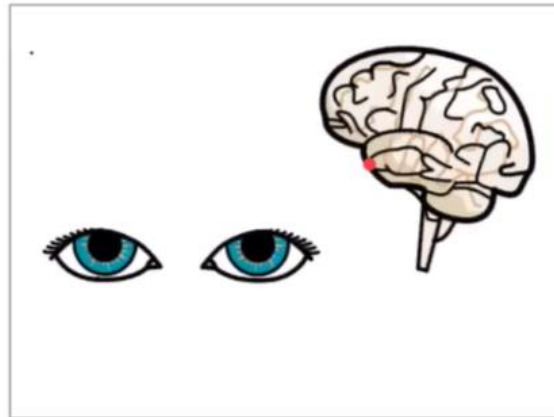
To recognise features of a letter

You will need...

Paper & pencil



Eyes and brain



Teddy talk partner



To recognise features of a letter

Click on the link below
to start your lesson!



<https://classroom.thenational.academy/lessons/to-recognise-the-features-of-a-letter/activities/1>

Activity: Plan a letter

 **You...**

 kind

 helpful

 caring

Is your person kind,
helpful or caring?

Why are they kind?
Do they help you? Ask
if you are ok? Or
comfort you?


? **You**___

 help

 ask

 comfort

 I feel ___ with you.

 happy

 safe

 cheerful

How does your kind
person make you feel?



Tell your
teddy!



You have completed
lesson 4!

Remember to email your teacher your
plan if you wrote it down.

[Click here to
return to the
menu page](#)

Lesson 5

To write a letter

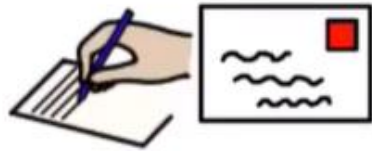
Today, we will write a letter of kindness to someone we care about. We will be sure to include the features of a letter, working on sounding out words and learning to write some tricky words.



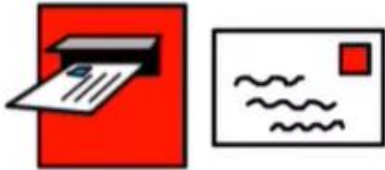
To write a letter

abc

Phonics



Write a Letter




Send a Letter


To write a letter

You will need...

Paper and pencil



Envelope and stamp



Teddy talk partner



To write a letter

Click on the link below
to start your lesson!



<https://classroom.thenational.academy/lessons/to-write-a-letter-37c588/activities/1>

Activity:

Your letter could look like this!



Dear Toffee,
You are helpful. You
help me learn. I
feel happy with you.
Thank you.

Follow these steps to send your Thank you letter to your kind person.

Steps



Name



Address



Stamp



Post



Remember to ask an adult to help you



*You have completed
lesson 5!*

*Remember to email your teacher your
letter before you post it!*

*[Click here to
return to the
menu page](#)*