

Overview of the week:


Year 3 Timetable

Week Commencing 13th July 2020

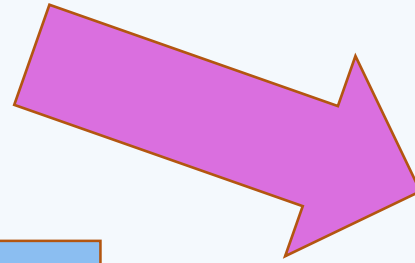
Please **ONLY** complete work on the days specified below

	Monday	Tuesday	Wednesday	Thursday	Friday
Group A English	<p>LIVE LESSON: Today's focus will be on Direct Speech. We will complete Pages 22 and 23.</p> <p>Spellings Bug Club/Reading 30min</p>	<p>Complete Day 2's work. CGP Pages 26 and 27. A focus on paragraphs. Try to use these skills in your writing later on in the week.</p> <p>Spellings Bug Club/Reading 30min</p>	<p>Complete Day 3's work. CGP Pages 30 and 31. Start to plan your story with a beginning, middle and end.</p> <p>Spellings Bug Club/Reading 30min</p>	<p>Complete Day 4's work. Using your plan and the other areas we have covered this week and write your own story in your Home Learning books Spellings Bug Club/Reading 30min</p>	<p>Catch up day for last week's work. <u>Don't</u> forget Bug Club!</p>
Group A Maths	<p>Maths Lesson 1: Pictograms. Follow the links for White Rose website and complete activity questions.</p>	<p>Maths Lesson 2: Bar Charts. Follow the links for White Rose website and complete activity questions.</p>	<p>LIVE LESSON: *CGP Pages 30 and 35 to be <u>completed</u> within the lesson.</p>	<p>Times tables. Complete pages 14,15,16 and 17 in your CGP Maths Activity Book. Then following the link to the Daily 10 Challenge.</p>	<p>Catch up day for last week's work. Please remember to practice your 3, 4 and 8 times tables.</p>
Group B English	<p>Catch up day for last week's work. <u>Don't</u> forget Bug Club!</p>	<p>LIVE LESSON: Today's focus will be on Direct Speech. We will complete Pages 22 and 23.</p> <p>Spellings Bug Club/Reading 30min</p>	<p>Complete Day 2's work. CGP Pages 26 and 27. A focus on paragraphs. Try to use these skills in your writing later on in the week.</p> <p>Spellings Bug Club/Reading 30min</p>	<p>Complete Day 3's work. CGP Pages 30 and 31. Start to plan your story with a beginning, middle and end.</p> <p>Spellings Bug Club/Reading 30min</p>	<p>Complete Day 4's work. Using your plan and the other areas we have covered this week and write your own story in your Home Learning books Spellings Bug Club/Reading 30min</p>
Group B Maths	<p>Catch up day for last week's work. Please remember to practice your 3, 4 and 8 times tables.</p>	<p>Maths Lesson 1: Pictograms. Follow the links for White Rose website and complete activity questions.</p>	<p>Maths Lesson 2: Bar Charts. Follow the links for White Rose website and complete activity questions.</p>	<p>LIVE LESSON: *CGP Pages 30 and 35 to be <u>completed</u> within the lesson.</p>	<p>Times tables. Complete pages 14,15,16 and 17 in your CGP Maths Activity Book. Then following the link to the Daily 10 Challenge.</p>

Year 3 English



Click on the lesson
you would like to
complete today

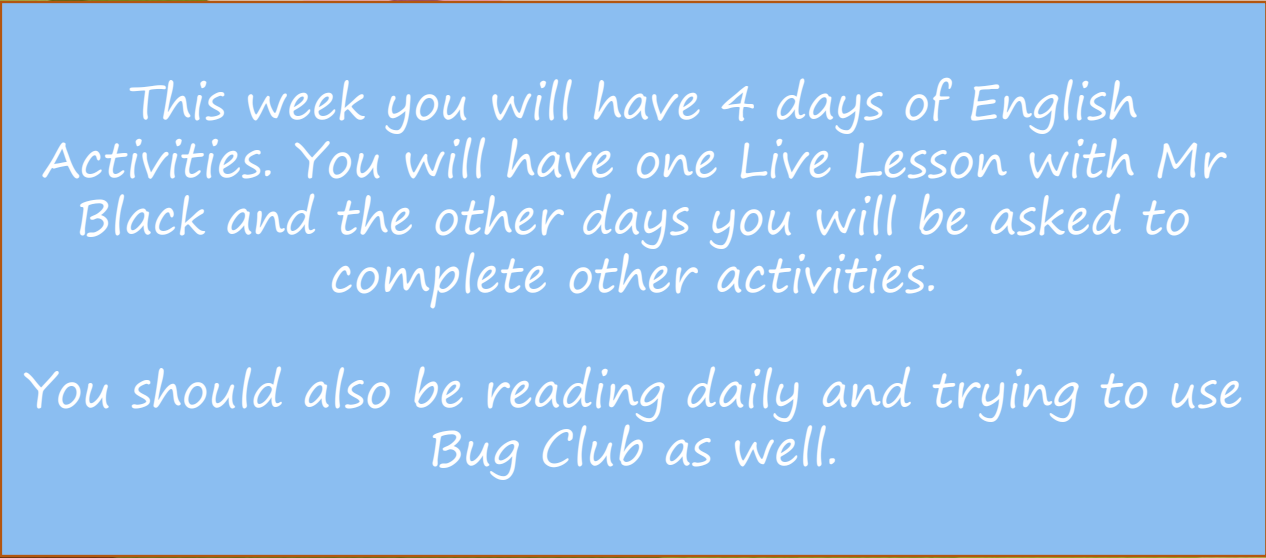


[Lesson 1](#)

[Lesson 2](#)

[Lesson 3](#)

[Lesson 4](#)



This week you will have 4 days of English Activities. You will have one Live Lesson with Mr Black and the other days you will be asked to complete other activities.

You should also be reading daily and trying to use Bug Club as well.

This week's spellings.

Year 3 Spellings: words beginning with 'ex'

Children to be tested on Thursday 16th July

Please learn the spellings and the definition. |


Yellow	Blue	Purple
exit	exercise	exercise
exist	extreme	extreme
exam	explore	explore
exact	explosion	explosion
extra	example	example
	excited	excited
	explain	excellent
		expensive
		experience
explode	expensive	expression
explain	experience	experiment
explore	excellent	extinguish

Please note:

'Challenging Words' are in the grey boxes. These are trickier words, or words that do not follow the same pattern. Children may need extra support with learning these!



Click the Bug to
take you to Bug
Club.



DAY

1

Day 1

Group A – Monday
Group B – Tuesday

Today is your LIVE
LESSON!
See you at 10am, 11am
or 1pm!





 Welcome to your live lesson!

Please make sure you mute the microphone when told to do so and have your pen/pencil, ruler, rubber and English CGP Book ready!



Day 1

- Today in our Live lesson we will be looking at 'Direct Speech'. Make sure you print the following slide before today's lesson!
- If you are unable to join us in our live lesson. Click the link below for a video clip to help you with your learning.

[Click here for link](#)

Day 1

Follow up activity!

Group A – Monday
Group B – Tuesday

- ❖ Don't forget to visit Bug Club today to complete the spelling and grammar activities and Bug Club or read for 30 minutes

DAY 2

Lesson 2



Home

Today we are looking at Paragraphs.

To start off with, follow the link below and watch the videos all about the different types of poems.

[Click here
for links](#)

Group A – Tuesday
Group B – Wednesday

Once you have done this, complete pages 26 and 27 in your English Activity Book all about different forms of poetry .

DAY 3

Lesson 3



Home

Group A –
Wednesday
Group B – Thursday

Today you will be planning your story.

Complete Pages 30 and 3. This will help you plan your story that you will then write tomorrow.

Timothy's bike was a wonderful beast
Who liked to roll all day long.
Timothy clipped a card near the spokes
So they chattered out loud and strong.
One day Timothy was sick
And couldn't come out to play.
The bike was sad and a little bit mad,
So he decided to run away.
The bike pulled up his kickstand,
and quietly rolled across the lawn.
He hit the sidewalk and started to run,
And in a flash, he was gone.
He rode past the park, his favorite route,
Unaware he was watched by the throng.
The kids were astonished to see a bike
Rolling along with no rider on.
The kids began to chase the bike,
And so he sped quickly away.
He headed straight back to Timothy's house,
And put his kickstand down to stay.
The kids then knocked on Timothy's door,
To tell him how his bike had run away.
Tim looked at the bike still right where he'd left it,
And closed the door saying "No way."

The image features a background of a grid of squares. The color palette transitions from a deep blue at the top to a vibrant red at the bottom. A large, white, stylized number '4' is positioned in the upper center, with the word 'DAY' in a smaller, white, sans-serif font directly below it. The overall composition is clean and modern, with a strong color contrast.

4
DAY

Lesson 4



[Home](#)

*Today you will write you story that you planned yesterday.
Remember to try and include everything you have learnt
this week and throughout your time in year 3.*

Well Done!

That is the last piece of learning in Year 3. Well done for working so hard throughout this school year, even though it has been far from normal. We all hope you have a fantastic Summer and we look forward to seeing you all back in school come September.

From all the Year 3 team

